




Booklet available in English on  
Livret disponible en français sur  
Folleto disponible en español en





## WE'RE MAKING OUR PACKAGING MORE SUSTAINABLE

We're transitioning from single-use plastic to paper-based packaging. As we progress, you may find a mix of paper and plastic in our boxes.

## NOUS RENDONS NOS EMBALLAGES PLUS DURABLES

Nous passons des emballages en plastique à usage unique aux emballages à base de papier. Durant la transition, vous pourriez trouver un mélange de papier et de plastique dans nos boîtes.

## QUEREMOS HACER MÁS SUSTENTABLES NUESTROS MATERIALES DE EMBALAJE

Estamos cambiando las bolsas de plástico desechables por bolsas con base de papel. Conforme avanzamos en este propósito, puedes encontrar una mezcla de papel y de plástico en nuestras cajas.

[LEGO.com/sustainable-packaging](https://LEGO.com/sustainable-packaging)



# BUILDER



Apple and the Apple logo are trademarks of Apple Inc., registered in the U.S. and other countries and regions. App Store is a service mark of Apple Inc. Google Play and the Google Play logo are trademarks of Google LLC. Tencent and the Tencent logo are trademarks of Tencent Inc.

LEGO.com/devicecheck



LEGO® Builder


## MEET THE FAN DESIGNER

 Fan designer John Cramp (LEGO® Ideas name Bricked1980) lives in Leicestershire, England with his wife Charlotte and children Sophie and Thomas. He has a background in graphic design and works for a local history/heritage center. With a whopping four(!) LEGO Ideas projects reaching 10,000 supporters, John is no stranger to designing beautiful LEGO models.

"I've been a big fan of LEGO building since I was a child and I love getting the family together to build. Having this submission approved to become a real set has been a massive dream come true for me and my family, so thanks very much to everyone who took the time to vote for the model! I've always loved the classic red phone boxes. As British cultural icons, they are recognized around the world, they're full of character and charm, and evoke a lot of nostalgia. They remind us of a time, not that long ago, before modern luxuries like email, mobile phones and social media, when the only ways to communicate with people over distances was by writing letters or speaking on the phone. Over the years, there have been several variations of the famous red phone box and they are still a common sight in towns and villages throughout the UK. This model is inspired by the K2 version, which was mainly found in London and will celebrate the 100<sup>th</sup> anniversary of its design in 2024. The LEGO design team did a tremendous job turning it into a fully fleshed-out set. The model is packed full of Easter eggs and little references to other LEGO sets I love, as well as a light brick to illuminate the interior, flowerpots and hanging baskets. I really love the final model and couldn't be happier with how it's turned out."



## RENCONTRE AVEC LE CONCEPTEUR AMATEUR


 Le concepteur amateur John Cramp (pseudonyme LEGO® Ideas : Bricked1980) vit dans le Leicestershire, en Angleterre, avec sa femme Charlotte et ses enfants Sophie et Thomas. Il a une formation de graphiste et travaille pour un centre d'histoire et de patrimoine local. Avec à son actif quatre (!) projets LEGO Ideas ayant récolté 10 000 votes, John n'est pas étranger à la conception de superbes modèles LEGO.

« Je suis un grand amateur de construction LEGO depuis mon enfance et j'adore réunir ma famille pour construire. Voir cette proposition transformée en un véritable ensemble a réalisé un immense rêve pour moi et ma famille, alors merci beaucoup à tous ceux qui ont pris le temps de voter pour le modèle !

J'ai toujours aimé les cabines téléphoniques rouges classiques. En tant qu'icônes culturelles britanniques, elles sont reconnues dans le monde entier, elles sont pleines de caractère et de charme, et elles évoquent beaucoup de nostalgie. Elles nous rappellent une époque pas si lointaine, avant les luxes modernes comme le courriel, les téléphones portables et les médias sociaux, où les seuls moyens de communiquer avec les gens à distance étaient d'écrire des lettres ou de parler au téléphone. Au fil des ans, la célèbre cabine téléphonique rouge a connu plusieurs variantes et elle est toujours présente dans les villes et les villages du Royaume-Uni.

Ce modèle s'inspire de la version K2, que l'on trouve principalement à Londres et qui fêtera le 100<sup>e</sup> anniversaire de sa conception en 2024. L'équipe de conception LEGO a effectué un travail formidable pour en faire un ensemble complet. Le modèle est rempli d'œufs de Pâques et de petites références à d'autres ensembles LEGO que j'aime, et comprend une brique lumineuse pour éclairer l'intérieur, des pots de fleurs et des paniers suspendus. J'aime beaucoup le modèle final et je ne pourrais pas être plus satisfait du résultat. »

## CONOCE AL FAN DISEÑADOR

 El fan diseñador John Cramp (conocido en LEGO® Ideas como Bricked1980) vive en Leicestershire (Inglaterra) con su esposa Charlotte y sus hijos Sophie y Thomas. Estudió Diseño Gráfico y trabaja para una institución local dedicada a la preservación del patrimonio cultural e histórico. Habiendo logrado que 4 (sí, ¡leíste bien, ¡cuatro!) de sus proyectos acumularan 10.000 votos o más en LEGO Ideas, John es todo un experto en lo que al diseño de modelos LEGO impresionantes se refiere.

"Soy un gran fan de los modelos LEGO desde que era un niño, y algo que me encanta hacer es reunir a mi familia para construirlos juntos. Lograr que se aprobara esta propuesta para convertirla en un set de verdad es un gran sueño hecho realidad para mí y mi familia, ¡así que solo puedo agradecer a todos los que se tomaron la molestia de votar por el modelo!

"Siempre me han gustado las clásicas cabinas telefónicas rojas. Por su singular encanto y carácter, son reconocidas en todo el mundo como íconos de la cultura británica y evocan mucha nostalgia. Nos recuerdan una época recientemente dejada atrás, antes de la introducción de lujos modernos como el correo electrónico, los teléfonos celulares y las redes sociales, en la que las únicas formas de comunicarse a distancia eran escribiendo cartas o hablando por teléfono. A lo largo de los años, han existido diversas variantes de la famosa cabina telefónica roja, y estas siguen siendo una imagen habitual en ciudades y pueblos de todo el Reino Unido.

"Este modelo está inspirado en la versión K2, que solía ser común en Londres y cuyo diseño cumplirá 100 años en 2024. El equipo de diseño de LEGO hizo un magnífico trabajo convirtiéndolo en un set totalmente realista. El modelo está repleto de huevos de Pascua y pequeñas referencias a otros sets LEGO que me encantan, e incluye un brick con luz para iluminar el interior, macetas y canastas florales colgantes. La versión final me parece maravillosa, y no podría estar más satisfecho con cómo quedó".





*Fan designer John Cramp with his original model  
Le concepteur amateur John Cramp avec son modèle original  
El fan diseñador John Cramp con su modelo original*



IF THESE PHONE  
BOOTHS COULD TALK


SI CES CABINES  
TÉLÉPHONIQUES  
POUVAIENT PARLER

SI ESTAS CABINAS  
TELEFÓNICAS  
HABLARAN...

As with double-decker buses, Big Ben and Tower Bridge, it's hard to imagine the Metropolitan Boroughs of London, or even Britain, without the ever-present red telephone booths. Since the early 20<sup>th</sup> century, they have been an integrated part of the landscape. Just imagine the millions of messages that have been transmitted through their cables through the decades. From trivial, everyday messages to life-altering news in times of national or global turmoil – happy, sad and everything in between, they played a vital part in keeping people connected. Perhaps that is why even now, as landline phones have now become largely obsolete, there is still a strong affinity attached to these humble landmarks, and you can still find well-preserved phone booths in almost every city or town in the British Isles.

Tout comme les bus à impériale, Big Ben et Tower Bridge, les omniprésentes cabines téléphoniques rouges sont un élément essentiel des districts métropolitains de Londres, voire de la Grande-Bretagne. Depuis le début du 20<sup>e</sup> siècle, elles font partie intégrante du paysage. Imaginez les millions de messages qui ont été transmis par leurs câbles au fil des décennies. Que ce soit pour des messages anodins ou des nouvelles bouleversantes en période d'agitation nationale ou mondiale, les cabines téléphoniques ont joué un rôle crucial en permettant aux gens de rester en contact. C'est probablement pour cette raison que l'on éprouve encore une grande admiration pour ces humbles mobiliers, alors que les téléphones fixes sont largement tombés en désuétude. On trouve d'ailleurs des cabines téléphoniques bien conservées dans presque toutes les villes des îles britanniques.

Al igual que ocurre con los autobuses de dos pisos, el Big Ben y el Puente de la Torre, es difícil imaginar los distritos metropolitanos de Londres, o incluso la mismísima Gran Bretaña, sin las siempre presentes cabinas telefónicas rojas. Desde principios del siglo XX, han sido parte integral del paisaje urbano. Imagina los millones de mensajes que se transmitieron por sus cables a lo largo de décadas, desde comunicaciones triviales y cotidianas hasta informes de acontecimientos que cambiaron el curso de la historia. Ya fueran noticias alegres o tristes, tuvieron un rol vital para mantener a las personas conectadas. Quizá por eso, incluso ahora que los teléfonos fijos han quedado en gran medida obsoletos, sigue existiendo una gran afinidad por estos modestos hitos, y todavía pueden encontrarse cabinas telefónicas bien conservadas en casi todas las ciudades o pueblos de las islas británicas.





## A CONTEST CELEBRATING A CONTEST

👑 2024 marks the 100<sup>th</sup> anniversary of Britain's first red phone booth design. A predecessor, known as Kiosk 1, or K1, was first introduced in 1921. It was the first-ever national telephone booth, produced after the unification of multiple private phone companies under the British General Post Office. This model could be painted any color to meet local conditions.

In 1924, the General Post Office issued a contest for an upgraded design. Architect Sir Giles Gilbert Scott famously won the contest with his phone booth design which would become the K2 around the time of the first installation in 1926. In addition to the signature domed roof, trimmed moldings and internal beading, improved features included a pierced Tudor Crown for ventilation, a shelf with room for a telephone directory and a drip cap above the door.

It's only fitting that this iconic design, created for a contest, is now honored with a LEGO® Ideas model created and supported by LEGO fans. Although this model is not an exact replica, it is still heavily inspired by the K2 design, with respect for the architecture and culture it represents. Can you spot the differences?



## UN CONCOURS QUI CÉLÈBRE UN CONCOURS

👑 L'année 2024 marque le 100<sup>e</sup> anniversaire de la conception de la première cabine téléphonique rouge en Grande-Bretagne. Un prédécesseur, connu sous le nom de « Kiosk 1 », ou K1, a été introduit pour la première fois en 1921. Il s'agit de la toute première cabine téléphonique nationale, produite après l'unification de plusieurs compagnies de téléphone privées sous l'égide du General Post Office britannique. Ce modèle pouvait être peint dans n'importe quelle couleur pour répondre aux conditions locales.

En 1924, le General Post Office lance un concours pour la conception d'un nouveau modèle. L'architecte Sir Giles Gilbert Scott remporte le concours avec son concept de cabine téléphonique qui deviendra la K2, à l'époque de la première installation en 1926. Outre le toit bombé, les moulures et les parcloches intérieures caractéristiques, les améliorations comprennent une couronne Tudor percée pour la ventilation, une étagère pouvant accueillir un annuaire téléphonique et un larmier au-dessus de la porte.

Il est parfaitement logique que cette conception emblématique, créée pour un concours, soit maintenant honorée par un modèle LEGO® Ideas créé et soutenu par des amateurs de LEGO. Bien que ce modèle ne soit pas une réplique exacte, il s'inspire fortement de la conception de la K2, dans le respect de l'architecture et de la culture qu'elle représente. Pouvez-vous repérer les différences ?



## UNA COMPETENCIA QUE CELEBRA UNA COMPETENCIA

👑 En 2024 se cumple el centenario del diseño de la primera cabina telefónica roja de Gran Bretaña. Una predecesora, conocida como cabina 1, o K1, se introdujo por primera vez en 1921. Fabricada luego de la unificación de múltiples compañías telefónicas privadas bajo la General Post Office de Gran Bretaña, esta fue la primera cabina telefónica a nivel nacional. Este modelo podía pintarse de cualquier color para adaptarlo a las condiciones locales.

En 1924, la General Post Office organizó un concurso para mejorar el diseño de sus cabinas telefónicas. La propuesta ganadora fue la del arquitecto sir Giles Gilbert Scott, que se convertiría en la K2 en el momento de instalarla por primera vez en 1926. Además del característico techo abovedado, las molduras y el rebordeado interior, las mejoras incluían la silueta de una corona Tudor formada con perforaciones para fines de ventilación, un estante con espacio para un directorio telefónico y una chambrana de goteo sobre la puerta.

Resulta de lo más apropiado, y de cierta manera coincidente, que este icónico diseño que fue producto de un concurso sea ahora objeto de un merecido homenaje con un modelo LEGO® Ideas creado y apoyado por los fans de LEGO. Si bien este modelo no es una réplica exacta, sigue inspirándose en gran medida en el diseño de la K2, respetando al mismo tiempo la arquitectura y la cultura a las que representa. ¿Puedes detectar las diferencias?



*A replica of the K1 phone booth  
Une réplique de la cabine téléphonique K1  
Una réplica de la cabina telefónica K1*

## A CENTURY OF CHANGE

## UN SIÈCLE DE CHANGEMENT

## UN SIGLO DE CAMBIOS



The K2 phone booth  
La cabine téléphonique K2  
La cabina telefónica K2

It is estimated that from 1926 to 1935, between 1,500-1,700 of Scott's K2 phone booths were installed in London. Of those, around two hundred still exist today and have been given Grade II listing status by English Heritage. If you happen to pass by the Royal Academy of Arts at Piccadilly, London, you can see two of them next to the entrance, including the original wooden prototype designed by Scott.

Due to the high production and transportation costs of the cast iron and concrete K2 phone booths, Scott was eventually commissioned to design an alternative, more financially viable version – the K3 phone booth. Whereas the K2 phone booth was almost exclusively installed within the London city limits, around 11,000 K3 phone booths, which were less expensive to produce and transport, were installed throughout Britain. As it turned out, they were less durable, which means fewer than a handful remain intact and in place today.

Each year represents when the models were first introduced in public

Chaque année représente le moment où un modèle a été présenté pour la première fois au public


Cada año representa el momento en el que los modelos se presentaron por primera vez en público

On estime qu'entre 1926 et 1935, entre 1 500 et 1 700 cabines téléphoniques K2 de Scott ont été installées à Londres. Environ 200 d'entre elles existent encore aujourd'hui et ont été classées Grade II par English Heritage. Si vous passez devant la Royal Academy of Arts sur Piccadilly, à Londres, vous pourrez en voir deux à côté de l'entrée, dont le prototype original en bois conçu par Scott.


En raison des coûts élevés de production et de transport des cabines téléphoniques K2 en fonte et en béton, Scott a finalement été chargé de concevoir une version alternative, plus viable financièrement : la cabine téléphonique K3. Alors que la cabine téléphonique K2 était presque exclusivement installée dans la ville de Londres, environ 11 000 cabines téléphoniques K3, moins coûteuses à produire et à transporter, ont été installées dans toute la Grande-Bretagne. Elles se sont avérées moins durables, ce qui signifie que seulement quelques-unes d'entre elles sont encore intactes et en place aujourd'hui.

Se calcula que entre 1926 y 1935 se instalaron en Londres entre 1500 y 1700 cabinas telefónicas K2. De ellas, unas doscientas siguen existiendo hoy en día y han sido clasificadas como patrimonio de grado 2 por la organización English Heritage. Si pasas frente a la Royal Academy of Arts, ubicada en la calle Piccadilly de Londres, podrás ver dos de ellas junto a la entrada, incluido el prototipo original de madera diseñado por Scott.


Debido a los elevados costos de producción y transporte de las cabinas telefónicas K2 de hierro fundido y concreto, Scott recibió finalmente el encargo de diseñar una versión alternativa más viable económicamente: la cabina telefónica K3. Mientras que las cabinas telefónicas K2 se instalaron casi exclusivamente dentro de los límites de la ciudad de Londres, unas 11.000 unidades K3, menos costosas de producir y transportar, se instalaron por toda Gran Bretaña. Estas resultaron ser menos durables, por lo que solo unas pocas permanecen instaladas hoy en día.




K1: 1921



K2: 1926



K3: 1929



K6: 1936





ANYONE ON THE LINE  
TODAY?

QUELQU'UN AU BOUT  
DU FIL AUJOURD'HUI ?

¿HAY ALGUIEN AL  
TELÉFONO HOY?

The K3 was followed by lesser-known and short-lived K4 and K5 phone booths before the more famous K6 'Jubilee Kiosk' was introduced in 1936 to commemorate the Silver Jubilee of King George V. The K6 would remain in service across Britain through the 1960s until new, modern generations of phone booths were developed to accommodate advancing technology in the last half of the century.

Since 2008, communities where the historic phone boxes are no longer in service have been able to 'Adopt-a-Kiosk' (for as little as £1!) to preserve them as part of their local heritage. Many decommissioned phone booths now host a variety of creative installations, from local information centers and exhibitions to defibrillator stations, community-driven mini-libraries or art galleries. So even without physical cables, the red telephone booths continue to connect people in their own unique ways.

La K3 a été suivie par des cabines moins connues et éphémères, les K4 et K5, avant que la plus célèbre, la K6, ne soit introduite en 1936 pour commémorer le jubilé d'argent du roi George V. La K6 est restée en service dans toute la Grande-Bretagne tout au long des années 1960, jusqu'à ce que de nouvelles générations de cabines téléphoniques modernes soient développées pour répondre aux progrès de la technologie dans la dernière moitié du siècle.

Depuis 2008, les communautés où les cabines téléphoniques historiques ne sont plus en service ont la possibilité d'en « adopter » une (pour seulement 1 £ !) afin de les préserver en tant qu'élément de leur patrimoine local. De nombreuses cabines téléphoniques hors service accueillent aujourd'hui diverses installations, qu'il s'agisse de centres d'information, d'expositions, de défibrillateurs, de petites bibliothèques gérées par la communauté ou de galeries d'art. Ainsi, même en l'absence de câbles physiques, les cabines téléphoniques rouges continuent de rapprocher les gens à leur manière.

Por un breve tiempo, a la K3 le siguieron las menos conocidas cabinas K4 y K5. Posteriormente, en 1936, se introdujo la famosa K6, "la cabina del jubileo", para conmemorar el Jubileo de Plata del rey Jorge V. La K6 seguiría en servicio en toda Gran Bretaña hasta que los avances tecnológicos de la segunda mitad del siglo XX impulsaron el desarrollo y la introducción de una nueva generación de cabinas telefónicas a partir de los años 60.

Desde 2008, las comunidades en las que las cabinas telefónicas históricas ya no están en servicio pueden "adoptar una cabina" (¡por tan solo 1 £!) para preservarla como parte de su patrimonio local. Muchas cabinas telefónicas fuera de servicio albergan hoy en día diversas instalaciones creativas, desde centros de información y exposiciones locales hasta estaciones con desfibriladores, minibibliotecas comunitarias o galerías de arte. Así que, incluso sin cables físicos, las cabinas telefónicas rojas siguen conectando a la gente a su particular manera.





## A CALL FROM THE LEGO® IDEAS DESIGNER

"John's winning model was such a great design, and our goal was to find the perfect scale for a model that could capture all the exterior and interior details of both John's submission and the real version, and at the same time have the right size to be displayed on a shelf. Like John, we depended on the dimensions of LEGO® window elements, and using six rows of windows, like the real-life K2 phone booths, would skew the overall proportions of our model. We chose to prioritize the overall look to be accurate, so that's why the model has five rows of windows!

"The top part was the most challenging to refine, as it combines curved shapes, recessed parts and fine detailing. I'm so happy with the way the light brick fills the interior with a warm light. It really adds realism to the model and, of course, it's an exciting feature. The interior of the telephone box can be built in two different configurations, one inspired by the original 1920s design, or a more modern one inspired by the late 20<sup>th</sup> Century designs. We have also included lots of fun details (try calling for "HELP"!), including some of John's personal references and Easter eggs. The model is surrounded by classic urban London details, such as a wrought-iron fence, bollards, a streetlamp with hanging flower baskets, cobbled pavement and an iconic London road sign to complete this elegant London street scene."

*Marina Stampoli, LEGO® Ideas Model Designer*

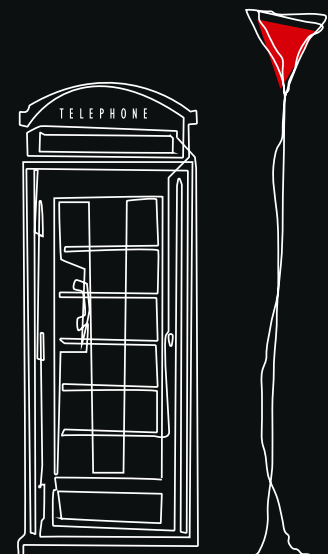


## UN APPEL DE L'ÉQUIPE DE CONCEPTION LEGO® IDEAS

« Le modèle gagnant de John était tellement génial. Notre objectif était de trouver l'échelle parfaite pour que le modèle reflète tous les détails extérieurs et intérieurs de la proposition de John et de la version réelle, tout en pouvant tenir sur une étagère. Comme John, nous nous sommes appuyés sur les dimensions des éléments de fenêtre LEGO®, et l'utilisation de six rangées de fenêtres, à l'instar des cabines téléphoniques K2 réelles, aurait déséquilibré les proportions de notre modèle. Nous avons choisi de privilégier l'aspect général. C'est pourquoi le modèle comporte cinq rangées de fenêtres !

« La partie supérieure a été la plus difficile à peaufiner, car elle combine des formes courbes, des parties encastrées et des détails fins. J'adore la façon dont la brique lumineuse remplit l'intérieur d'une lumière chaude. Cela ajoute du réalisme au modèle et, bien sûr, c'est une fonction intéressante. L'intérieur de la cabine téléphonique peut être construit selon deux configurations différentes : l'une inspirée du concept original des années 1920, l'autre plus moderne, inspirée des concepts de la fin du 20<sup>e</sup> siècle. Nous avons également inclus de nombreux détails amusants (essayez d'appeler de l'"AIDE" !), y compris des références personnelles de John et des œufs de Pâques. Le modèle est entouré de détails urbains londoniens classiques, tels qu'une clôture en fer forgé, des bornes, un réverbère avec des paniers de fleurs suspendus, un trottoir pavé et un panneau routier londonien emblématique pour compléter cette élégante scène de rue londonienne. »

*Marina Stampoli, conceptrice de modèles LEGO® Ideas*








## UNA LLAMADA DE LA DISEÑADORA DE LEGO® IDEAS

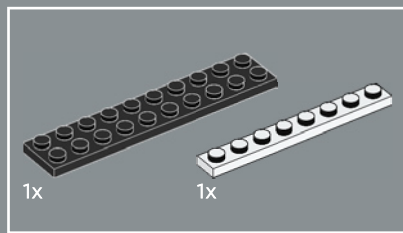
"El diseño ganador de John era excepcional en muchos sentidos, por lo que nuestra labor básicamente consistió en buscar la escala perfecta para que el modelo pudiera capturar todos los detalles exteriores e interiores tanto de la propuesta de John como de la versión real sin dejar de tener un tamaño adecuado para exponerlo en un estante. Al igual que John, encontramos una restricción en las dimensiones de las ventanas LEGO®. No tardamos en darnos cuenta de que utilizar seis filas de ventanas como en las cabinas telefónicas K2 de la vida real alteraría las proporciones generales de nuestro modelo. Al final, elegimos dar prioridad a que el aspecto general fuera preciso, ¡y esa es la razón por la que el modelo tiene solo cinco filas de ventanas!

"La parte superior fue la más difícil de perfeccionar, ya que combina formas curvadas, partes empotradas y detalles finos. Estoy muy satisfecha con la forma en la que el brick con luz ilumina cálidamente el interior. Además de aportar realismo al modelo, esta función añade un componente de emoción. El interior de la cabina telefónica puede construirse con dos configuraciones distintas, una inspirada en el diseño original de los años 20 o una más moderna inspirada en los diseños de finales del siglo XX. También incorporamos muchos detalles divertidos (¡te sorprenderá nuestra reinterpretación de una 'llamada de ayuda'!), incluidas algunas referencias personales y huevos de Pascua propuestos por John. El modelo principal está rodeado de detalles clásicos del paisaje urbano de Londres, como una valla de hierro forjado, bolardeos, un farol con canastas florales colgantes, banquetas adoquinadas y un icónico señalamiento de tráfico londinense para completar la elegante escena".



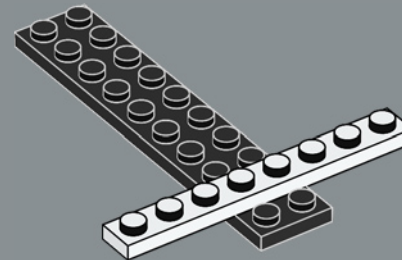
*Marina Stampoli, modelista de LEGO® Ideas*



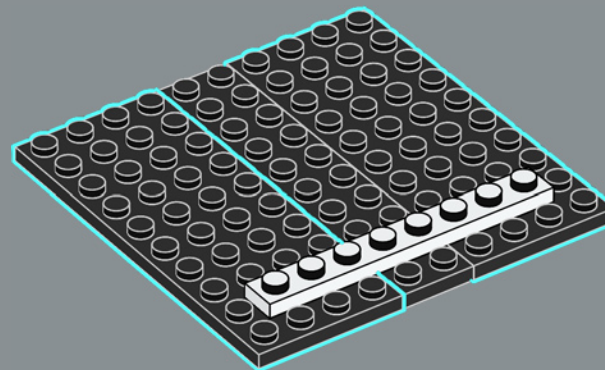


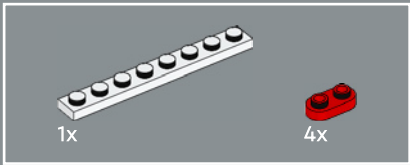


1

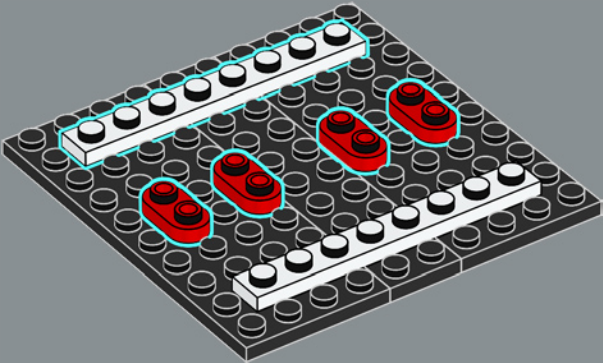


2

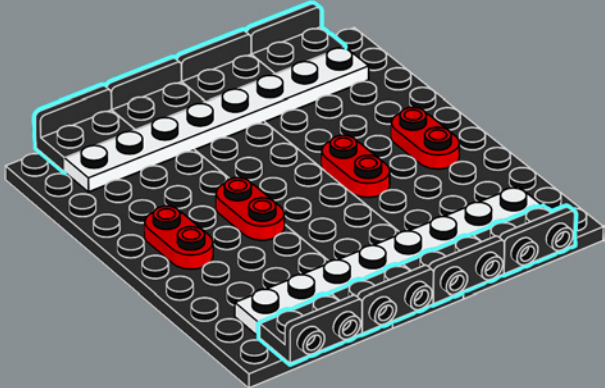




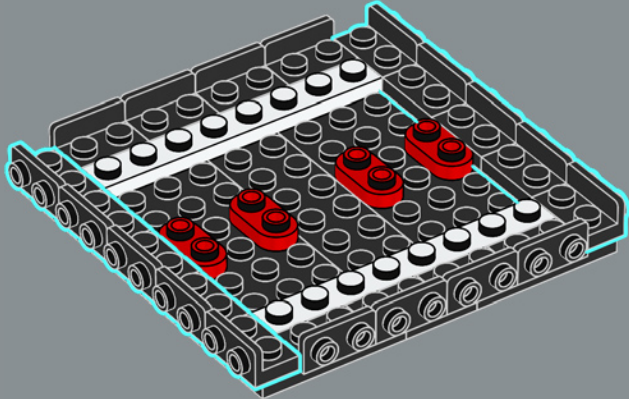
3

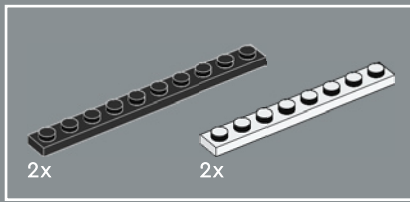


4

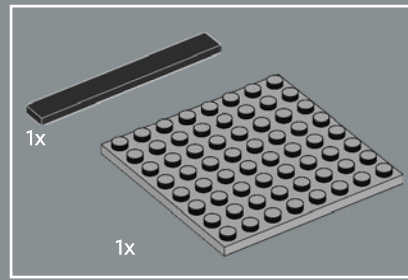
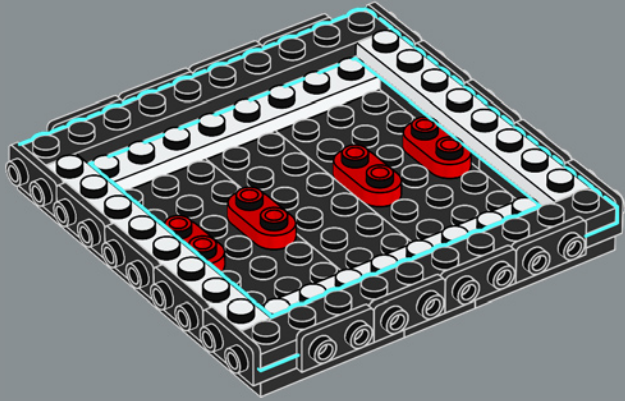


5

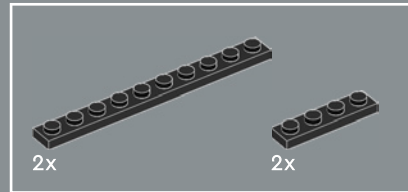
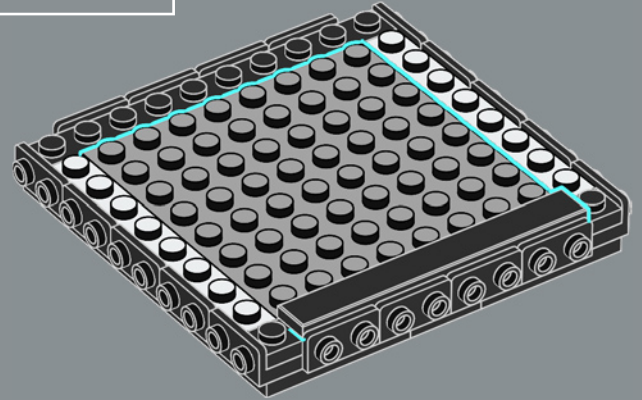




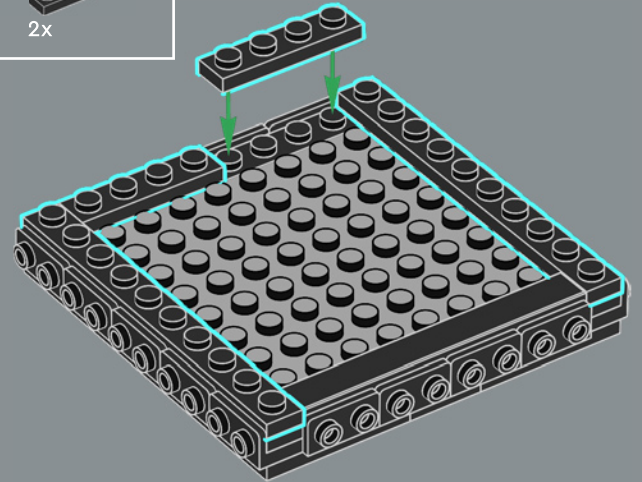
6



7



8

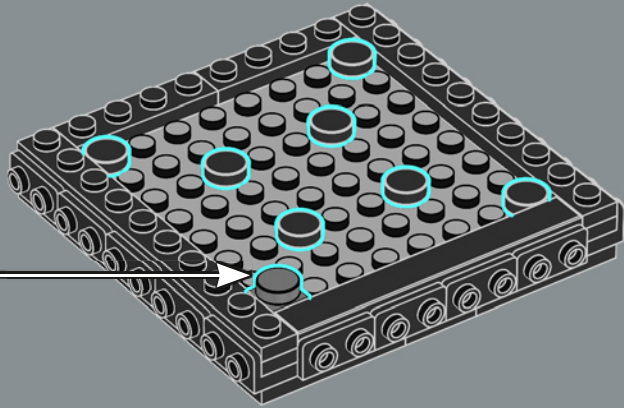
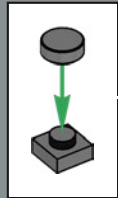


1x

1x


7x

9



56x


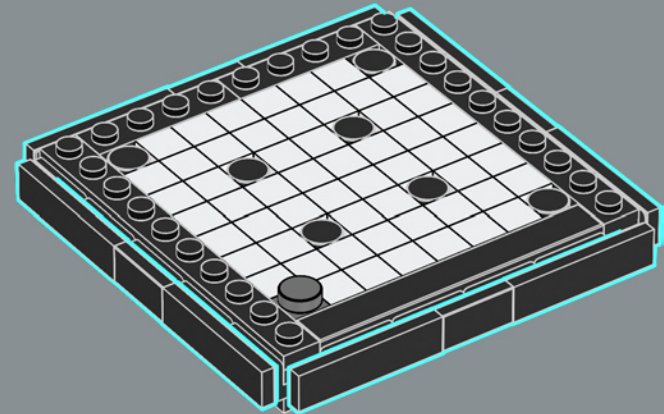
10



8x

4x

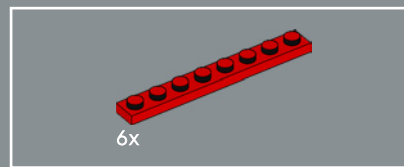
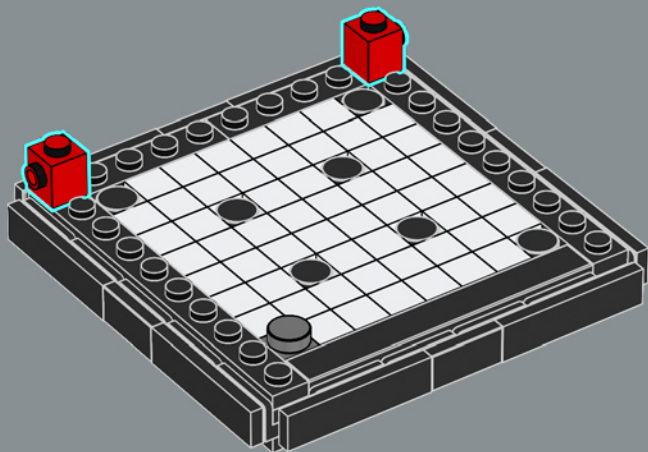
11



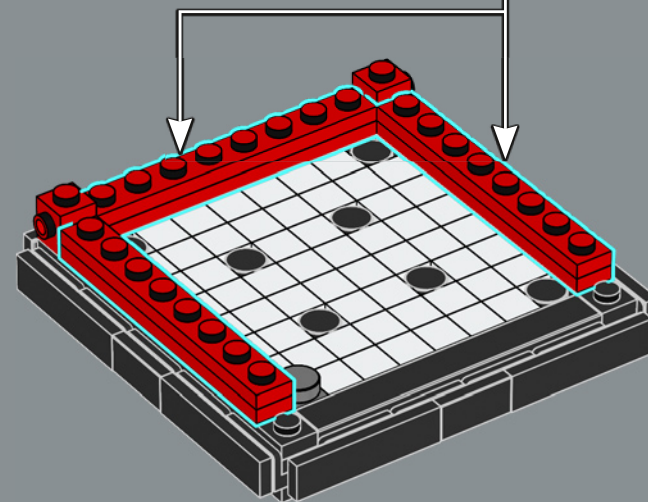
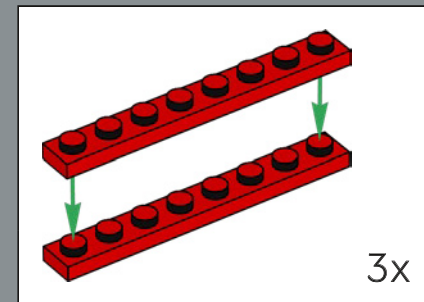




12

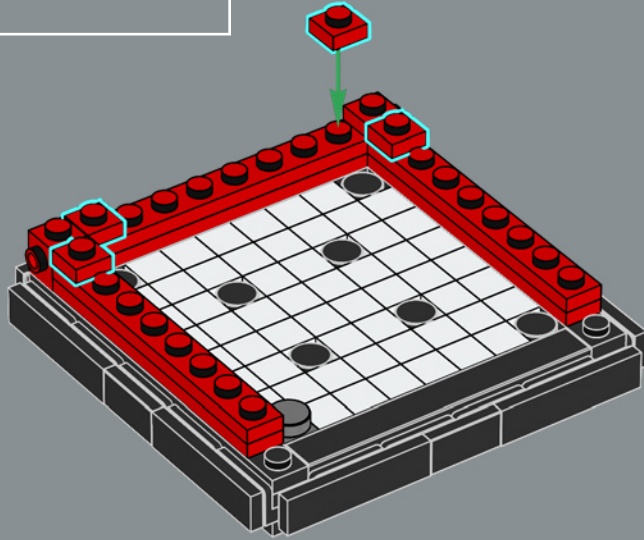


13



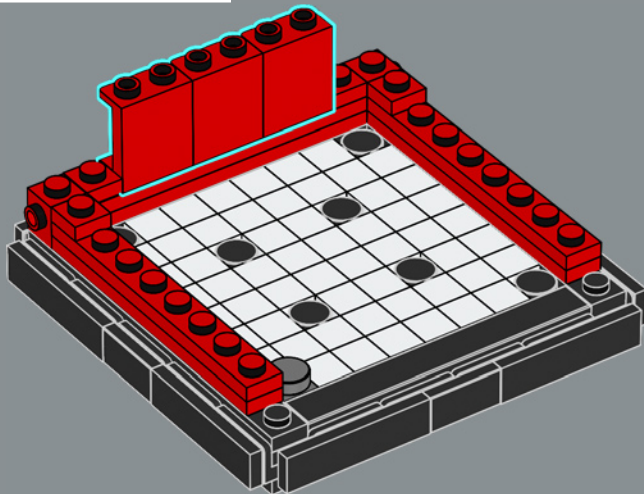
4x

14



3x

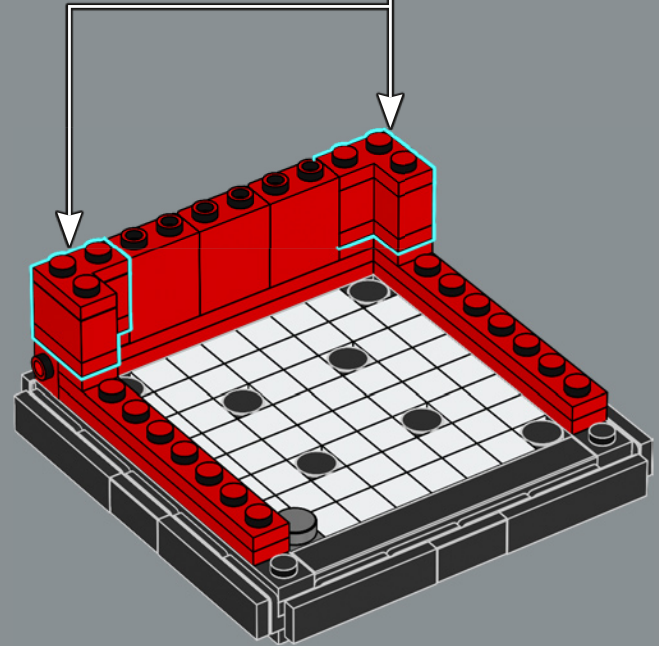
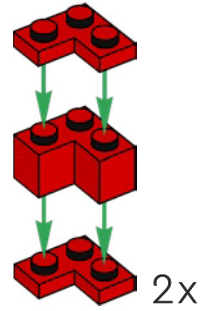
15

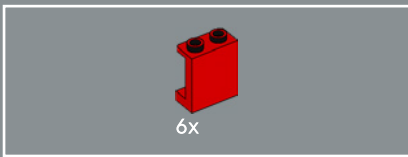


2x

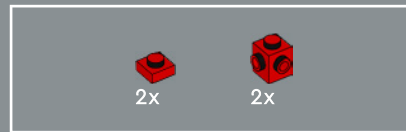
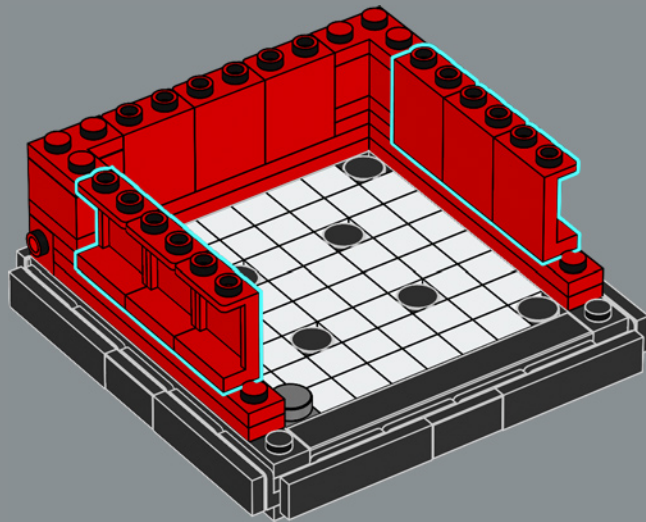
4x

16

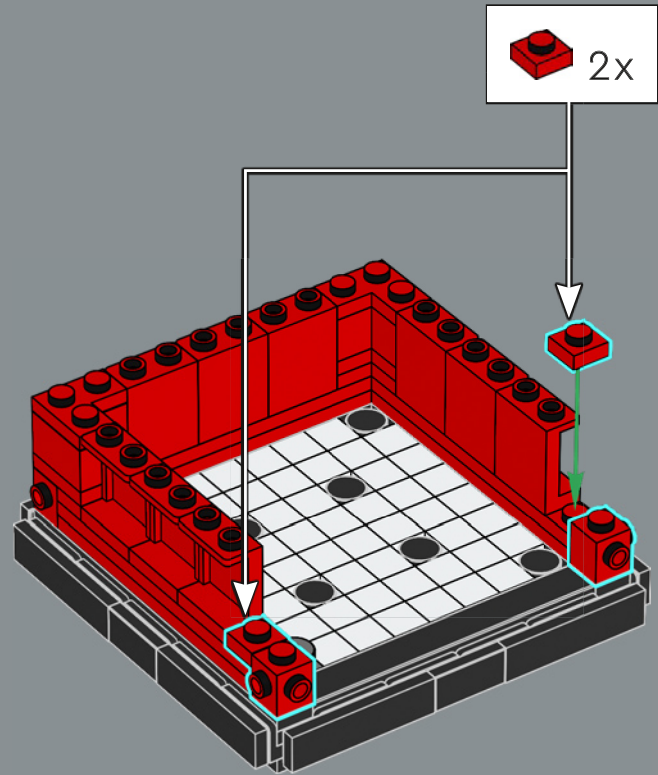


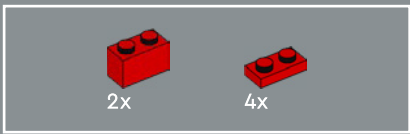


17

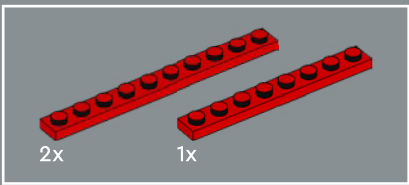
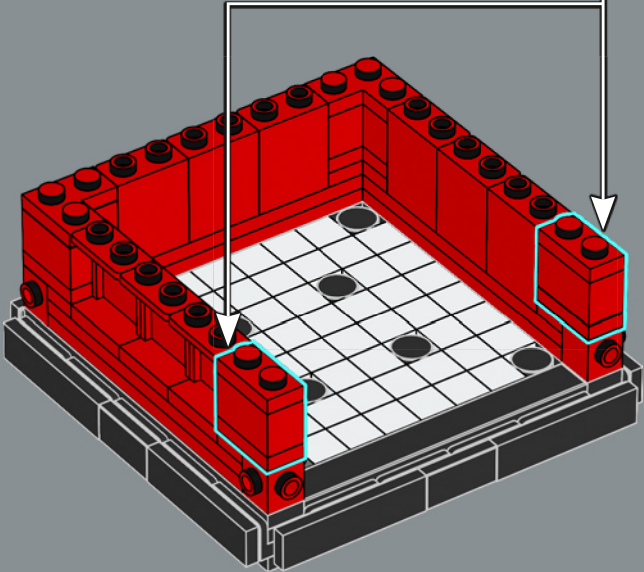
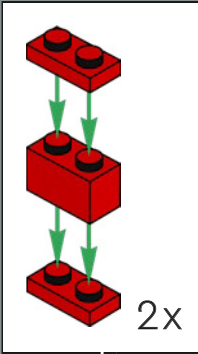


18

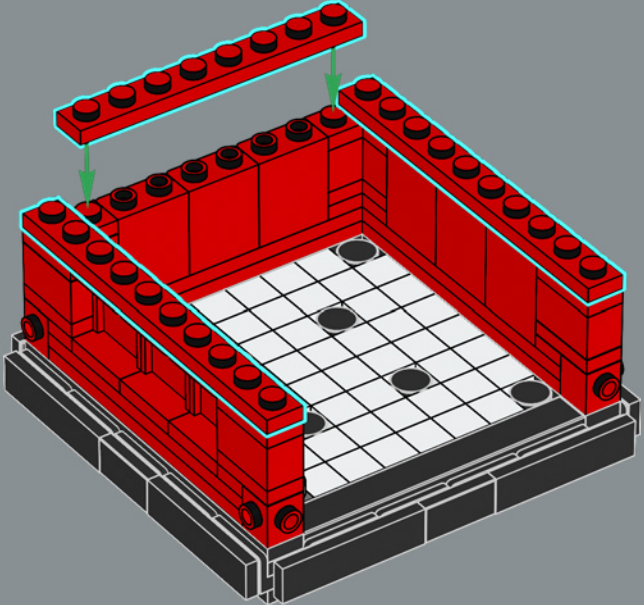


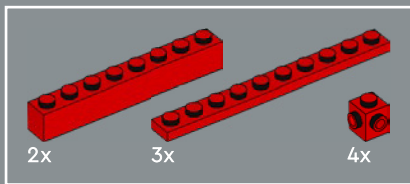


19



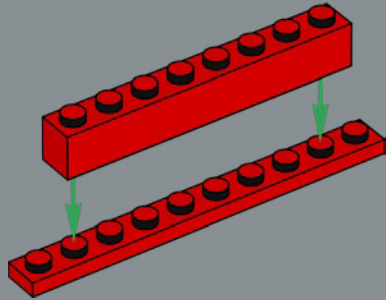
20



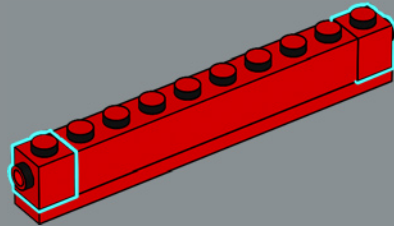


21

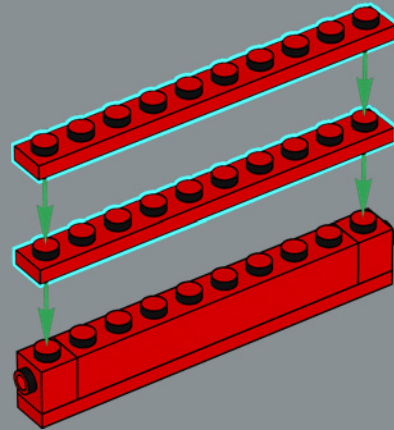
1



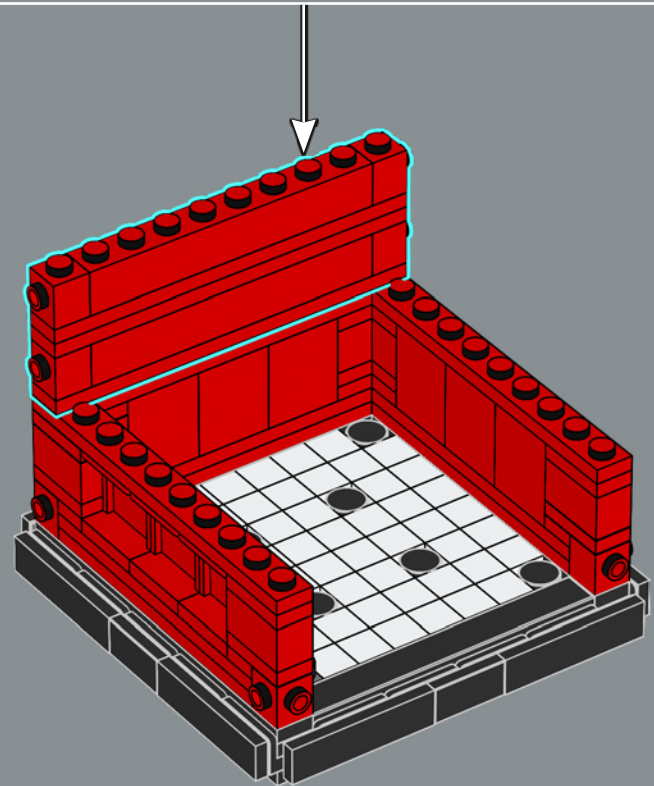
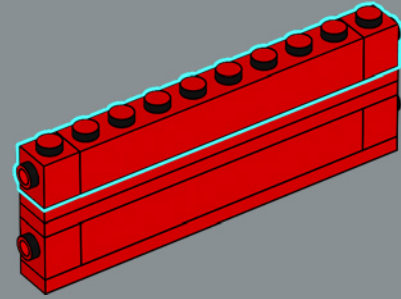
2

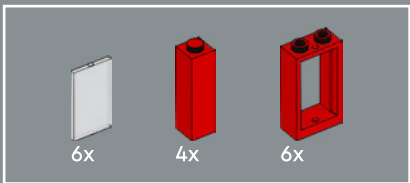


3


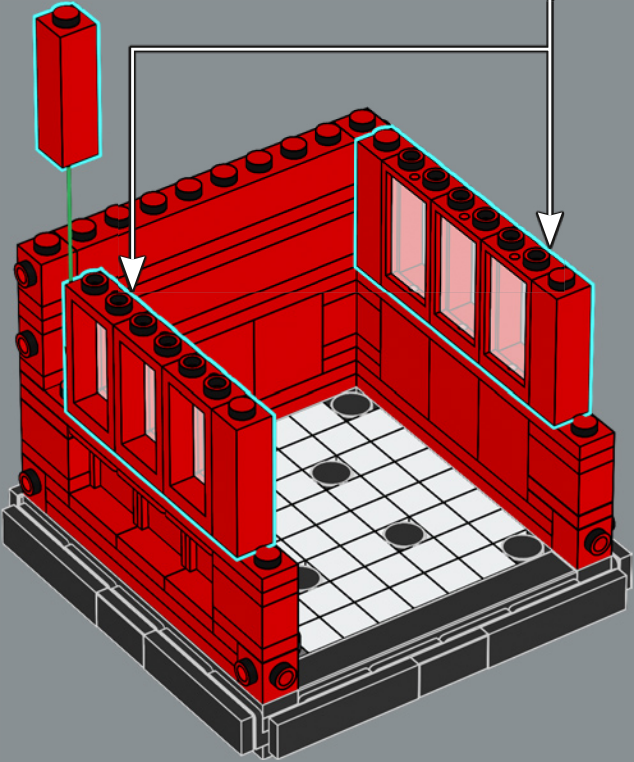
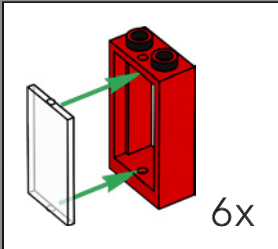


4



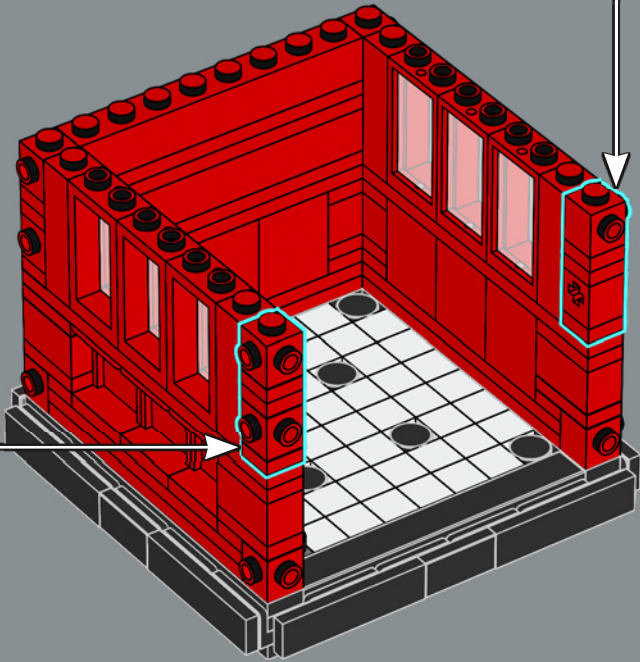
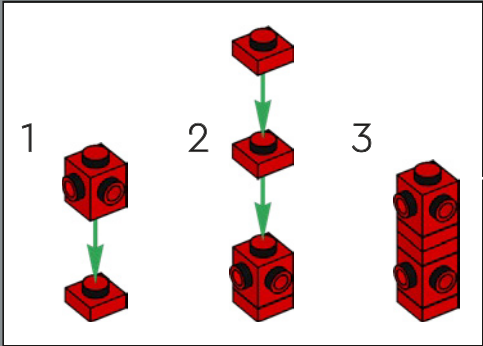
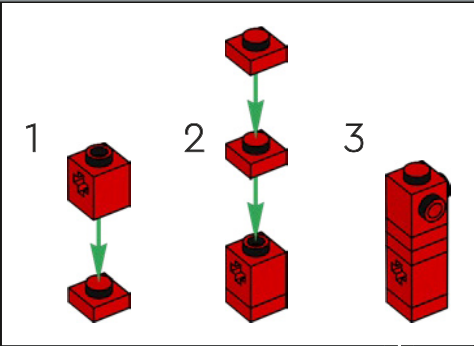


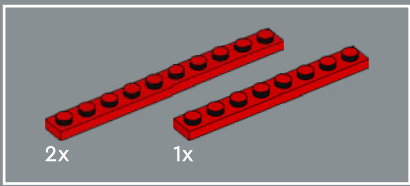
22




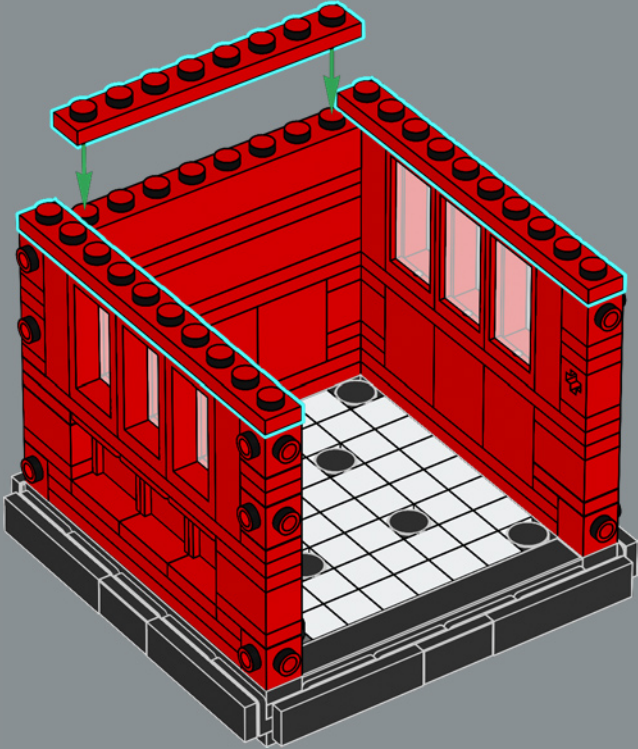


23

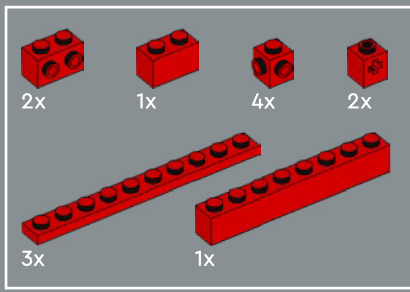




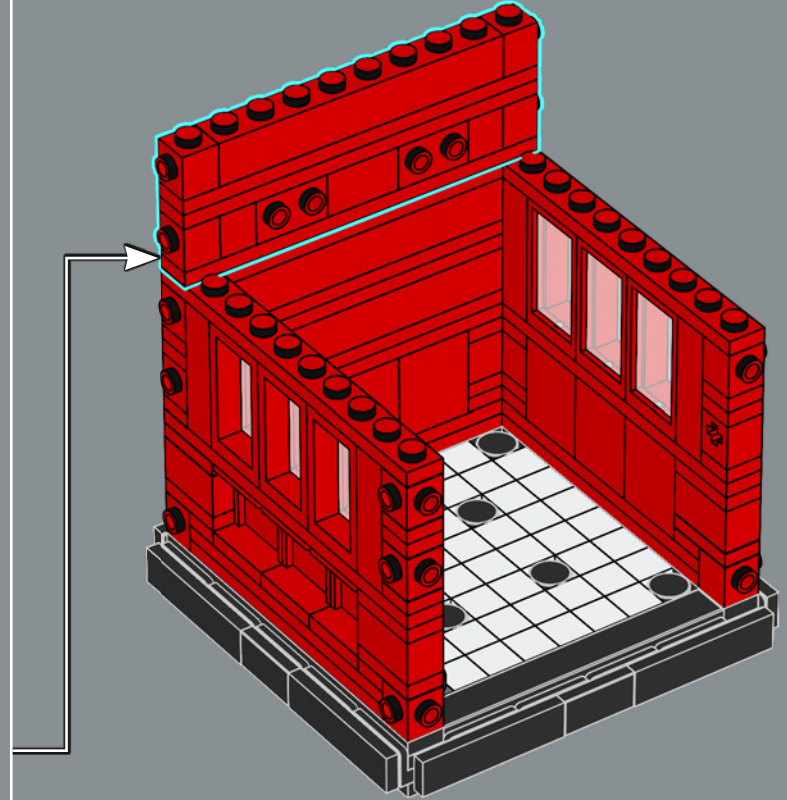
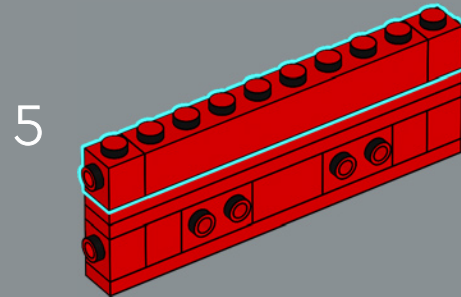
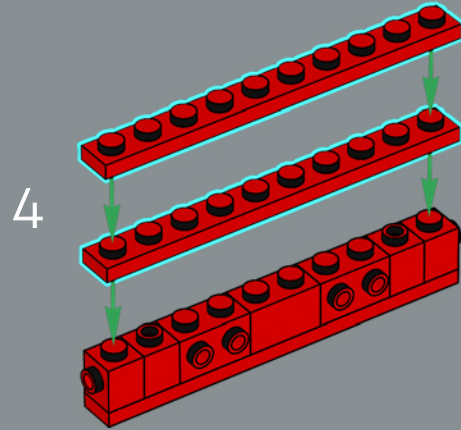
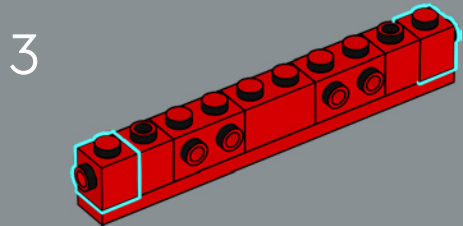
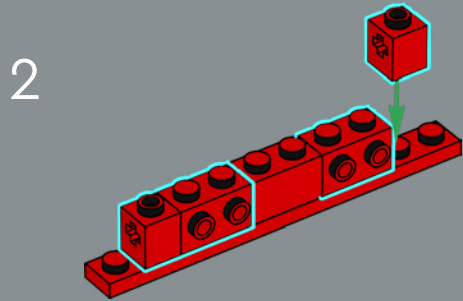
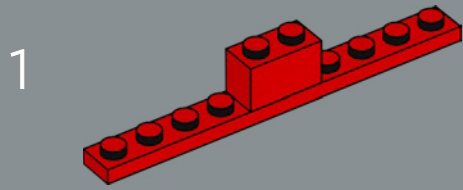
24

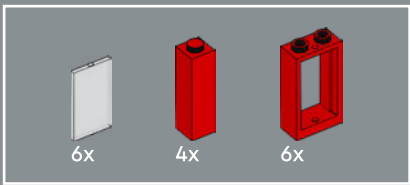




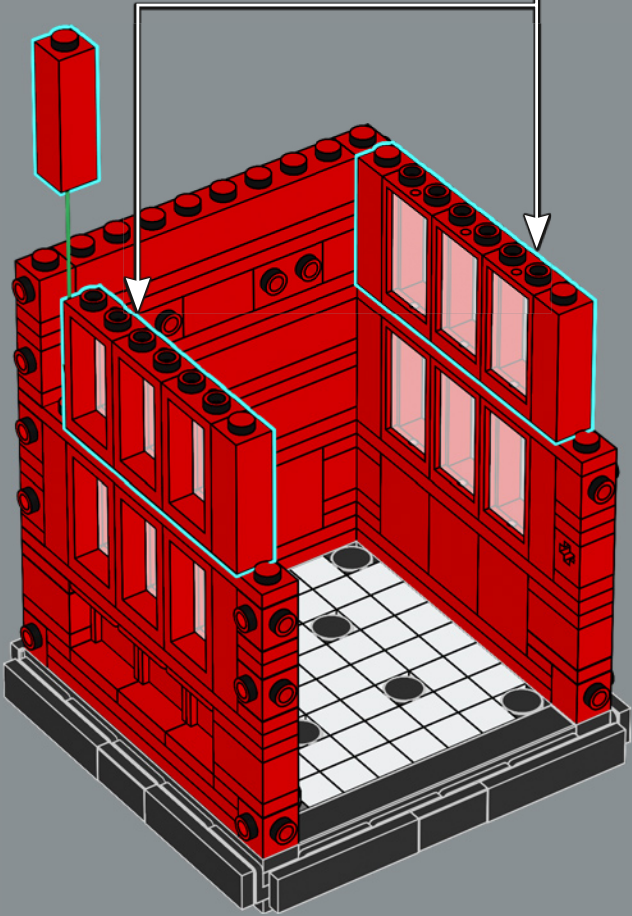
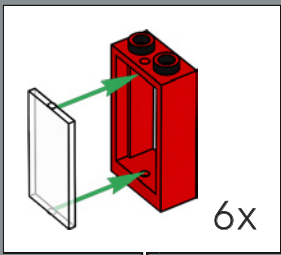


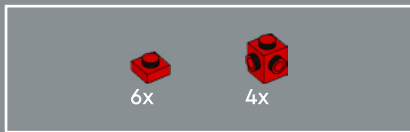
25



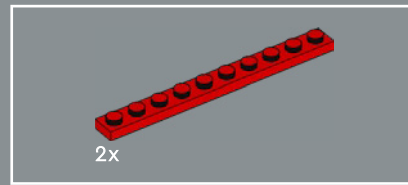
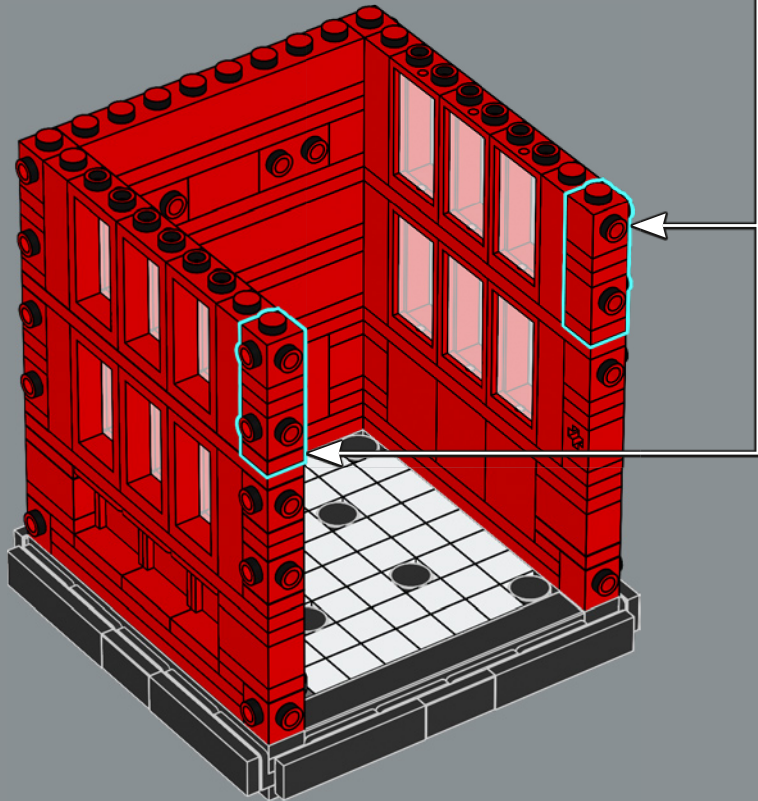
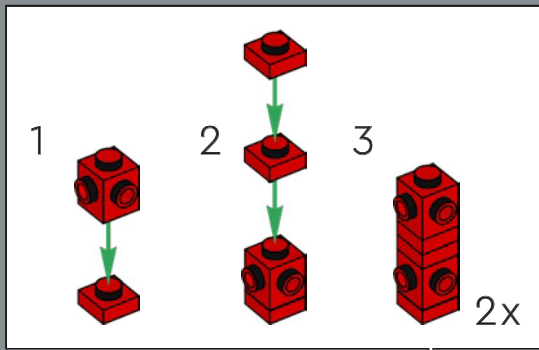


26

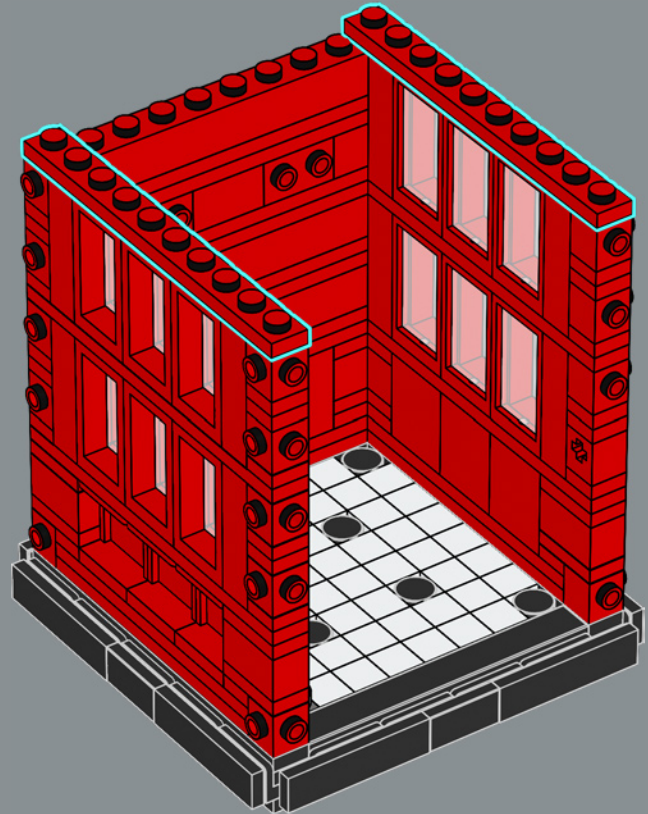


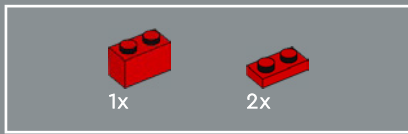


27

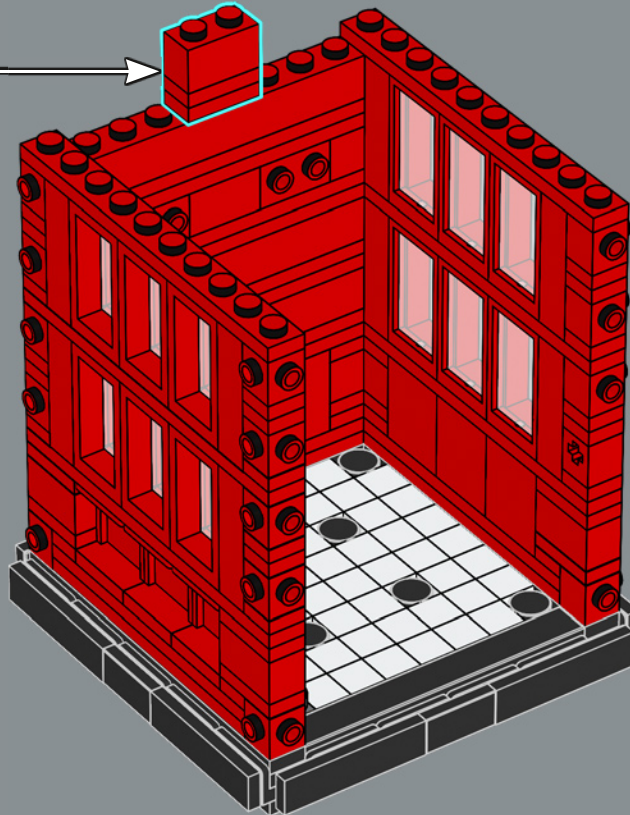
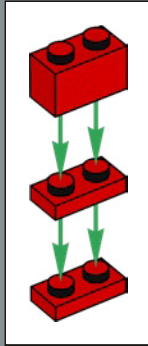


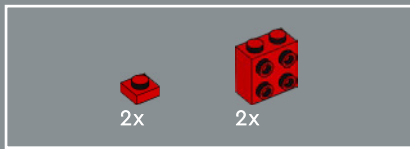
28



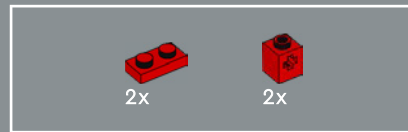
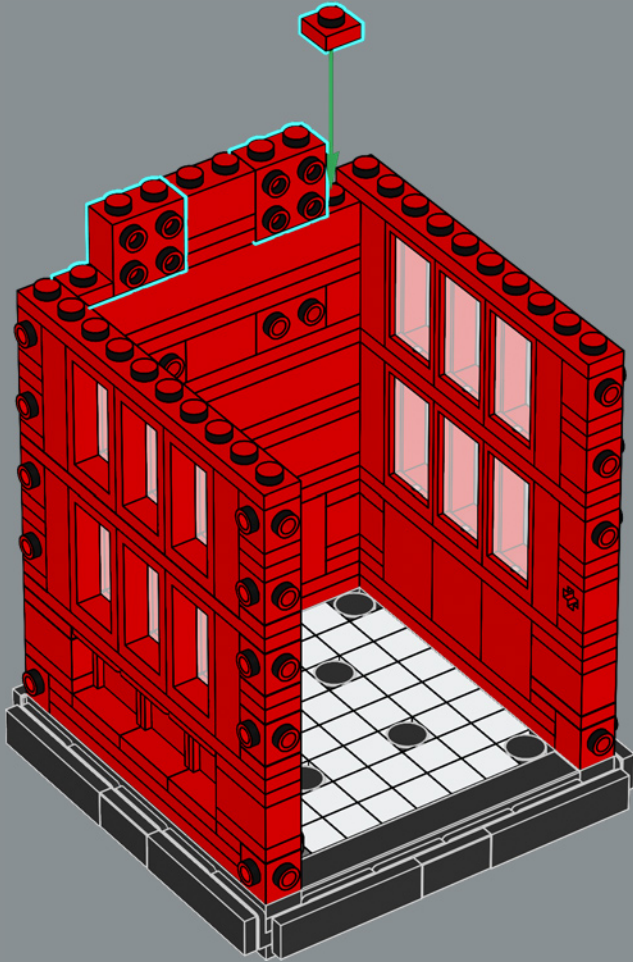


29

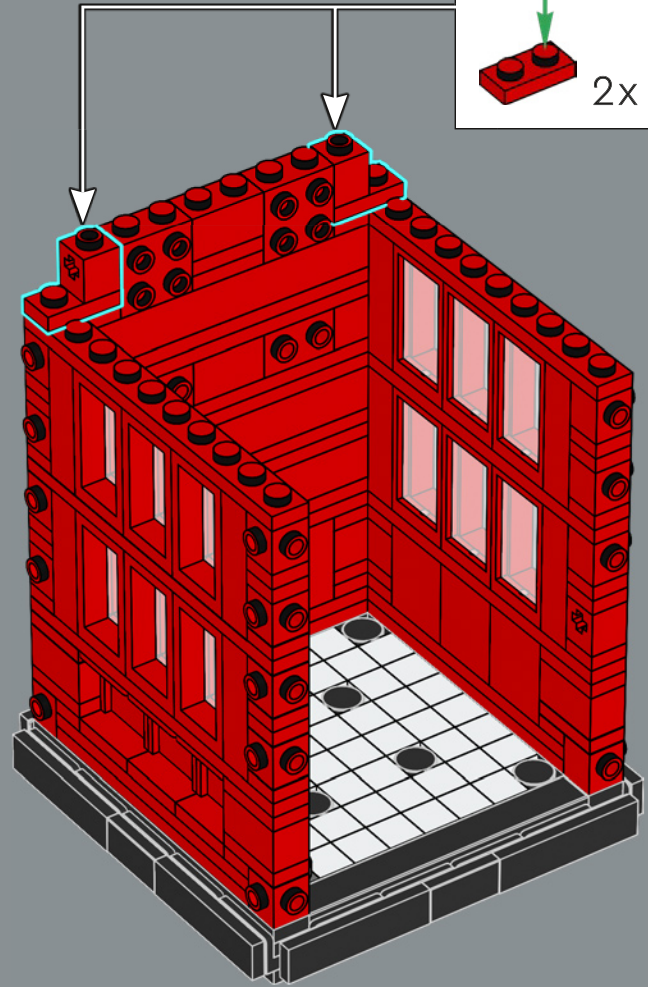
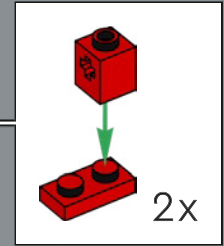




30



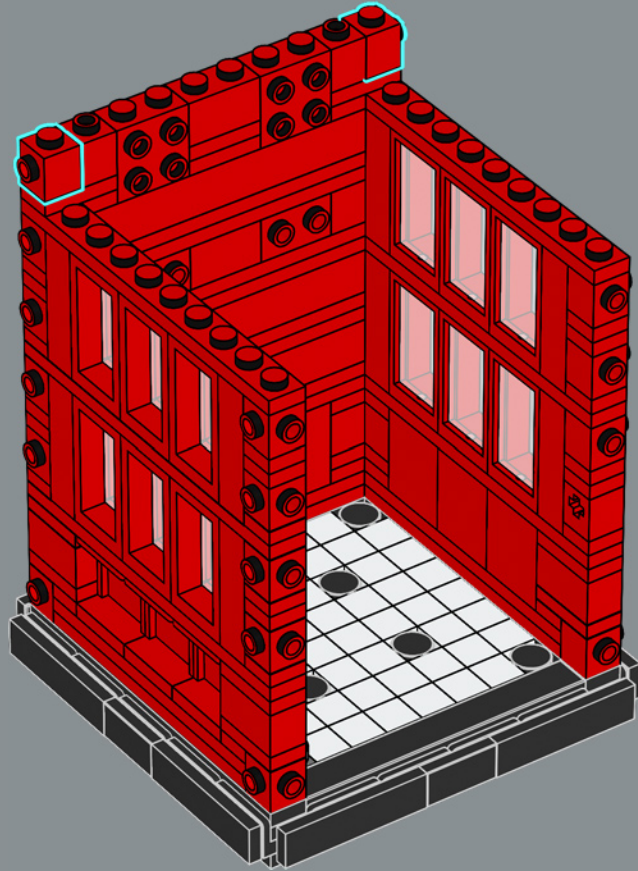
31

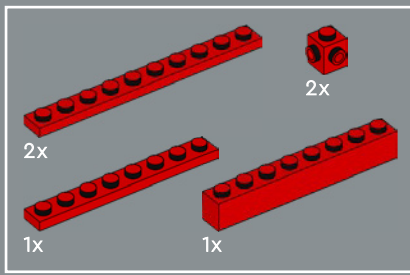




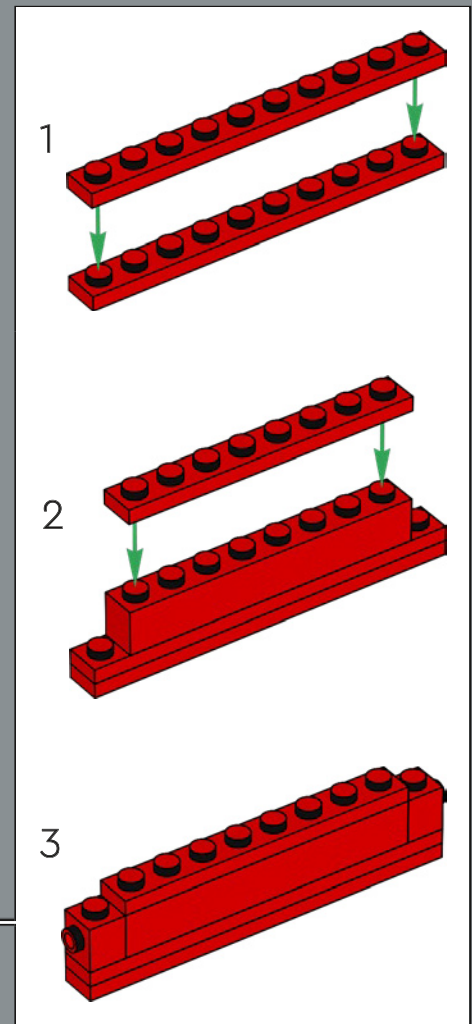

2x

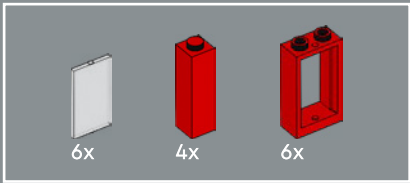
32



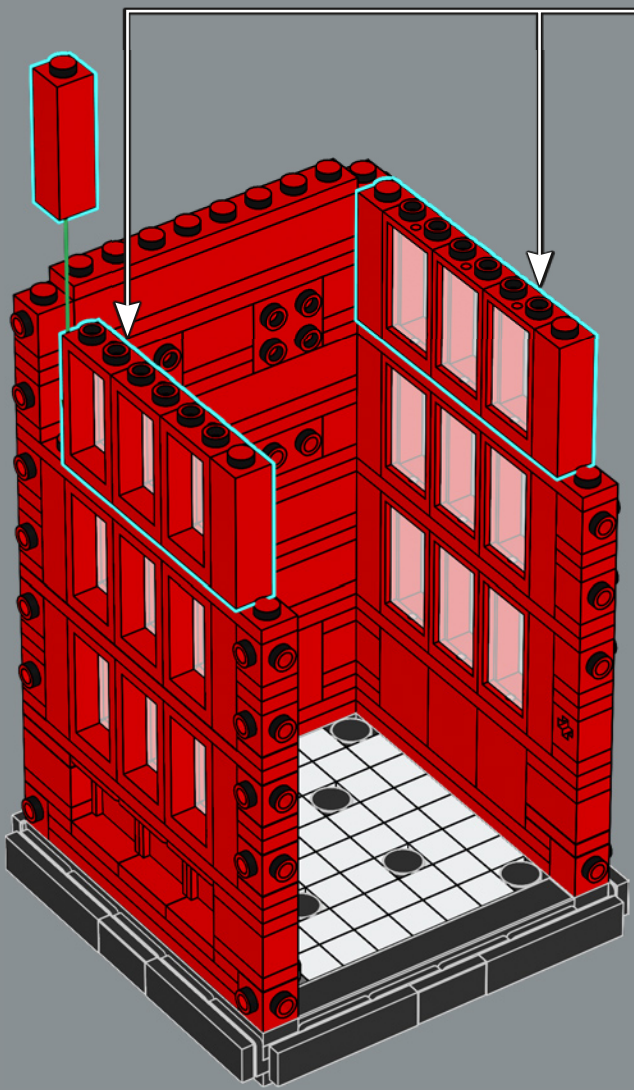
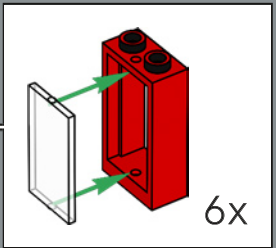


33





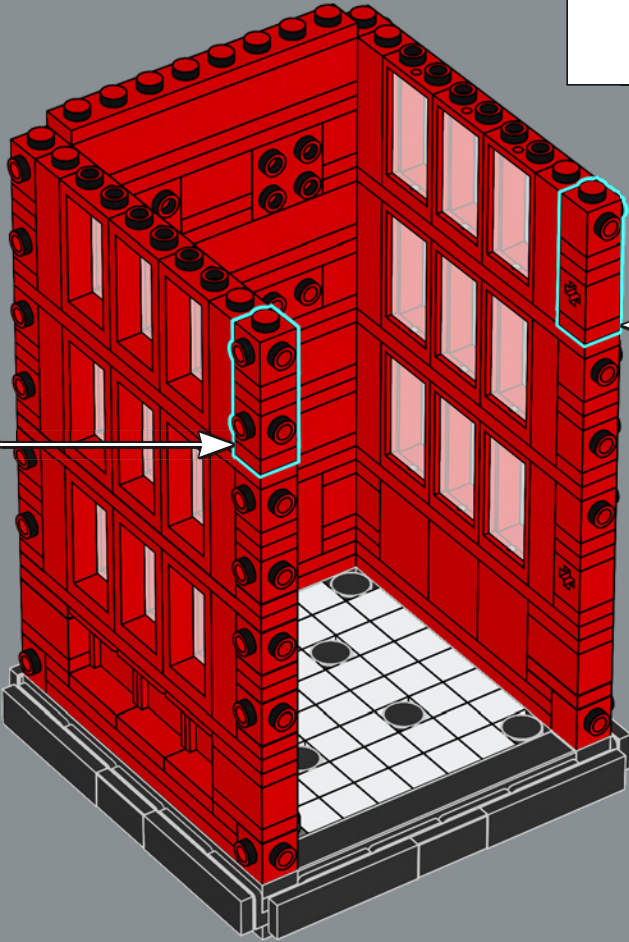
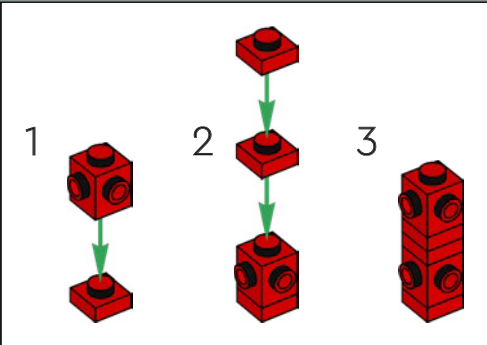
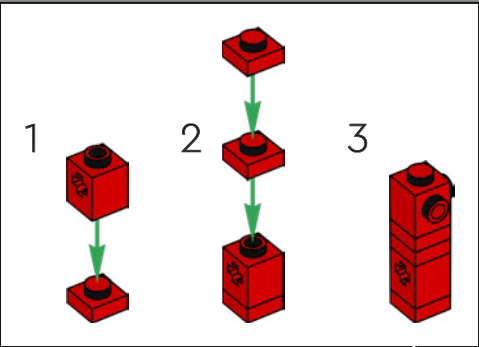
34

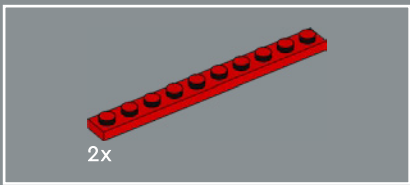




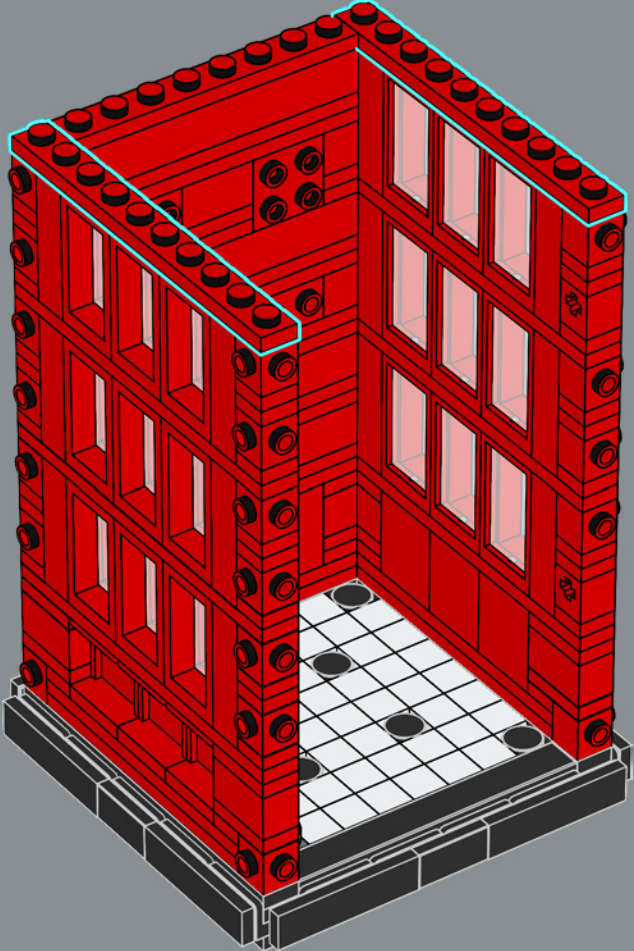


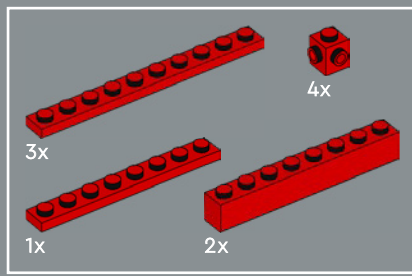
35





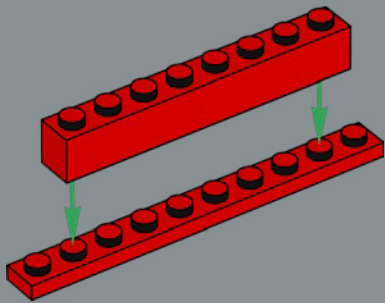
36



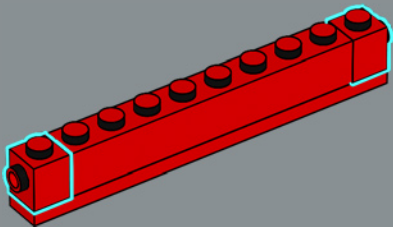


37

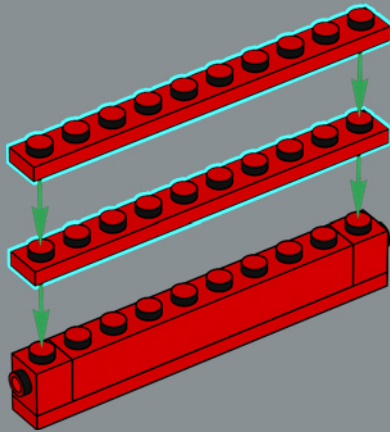
1



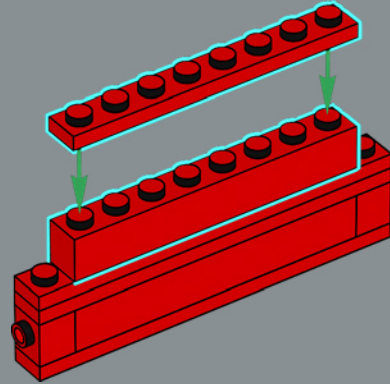
2



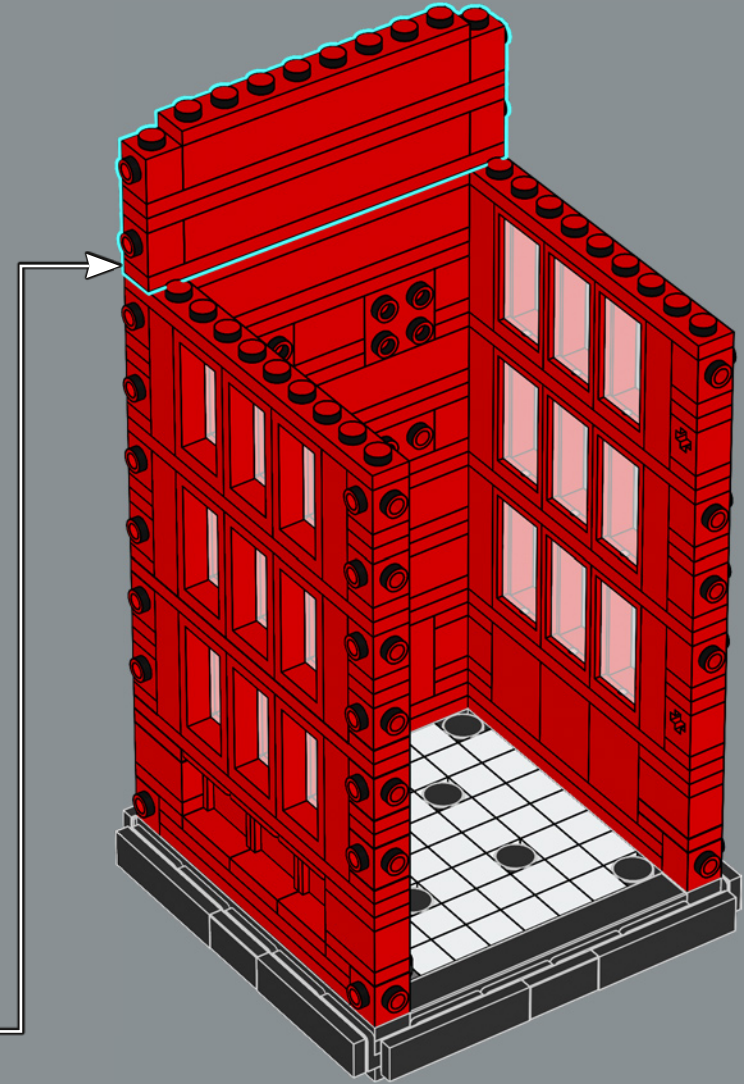
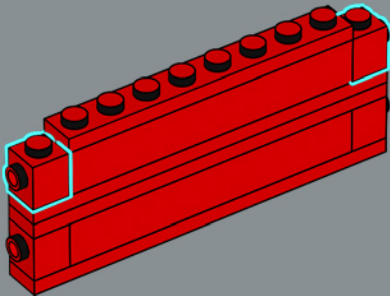
3

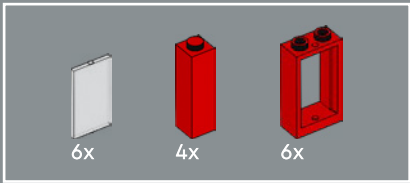


4

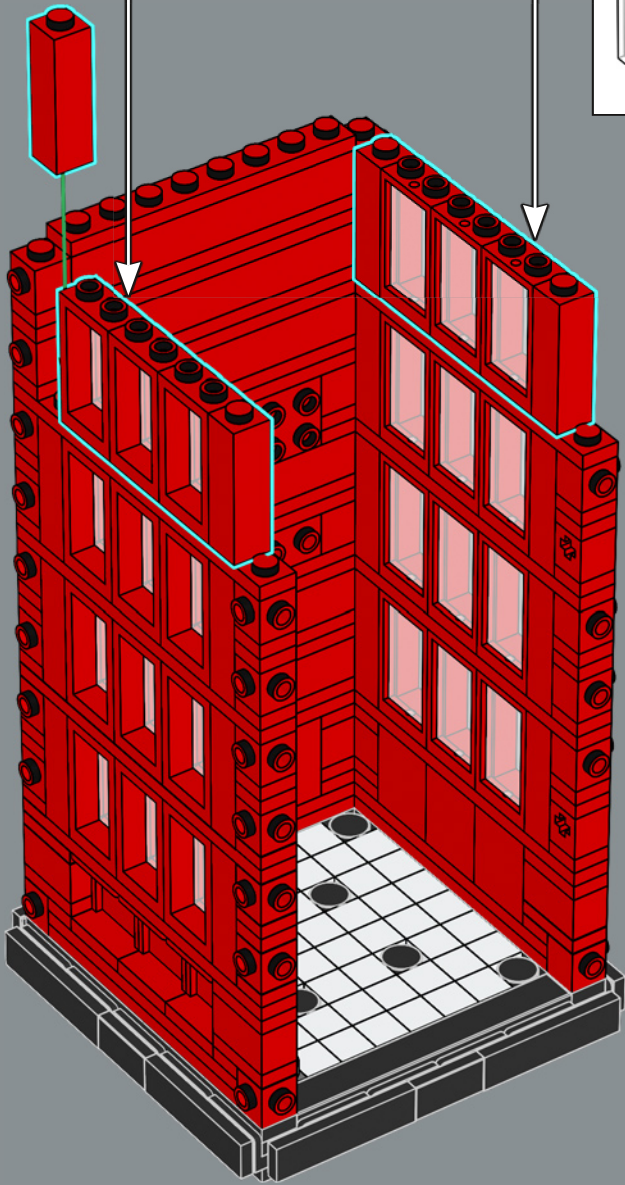
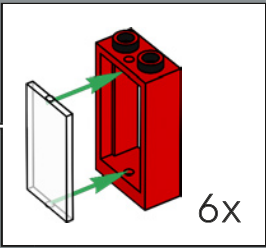


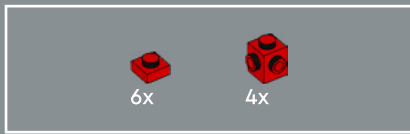
5




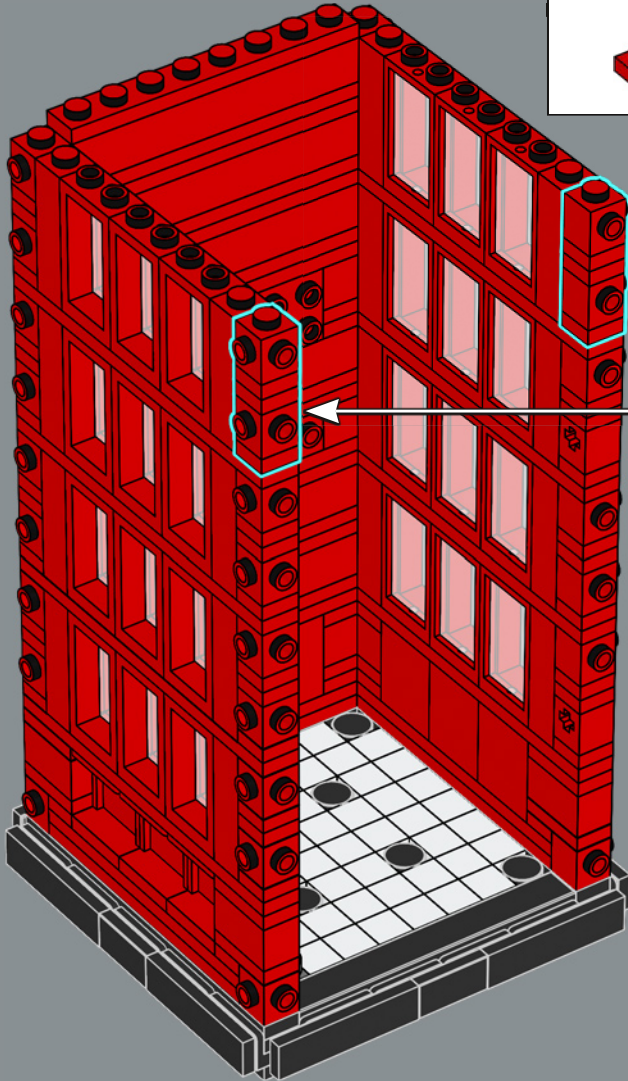
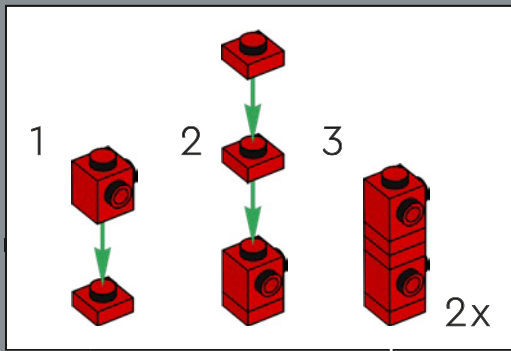


38

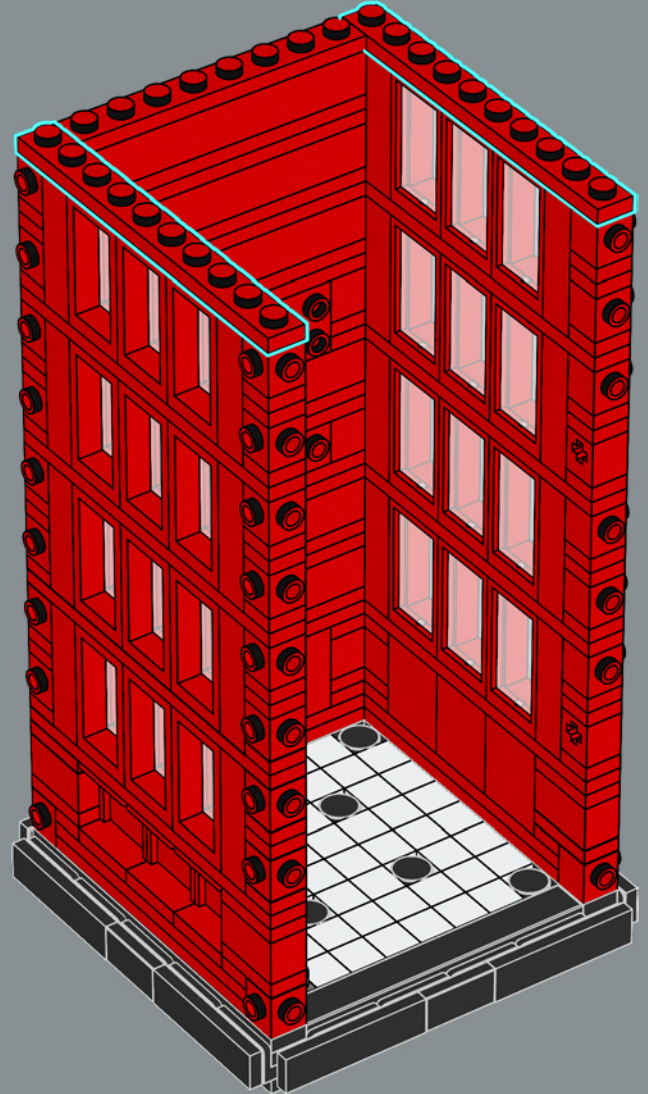


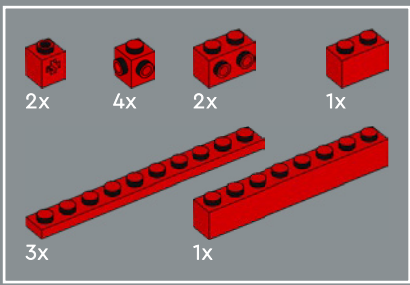


39



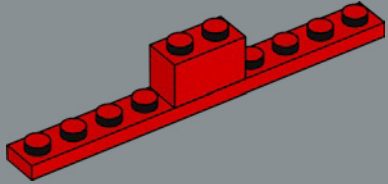
40



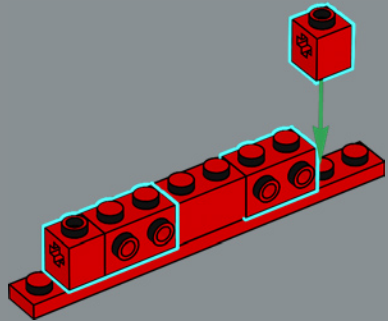


41

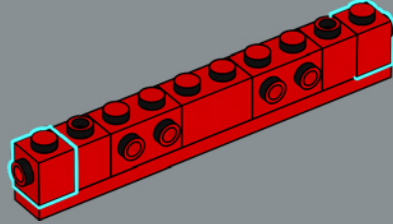
1



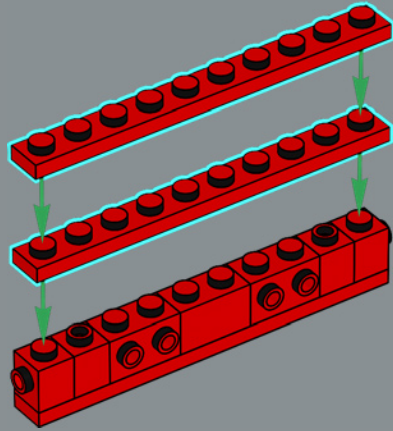
2



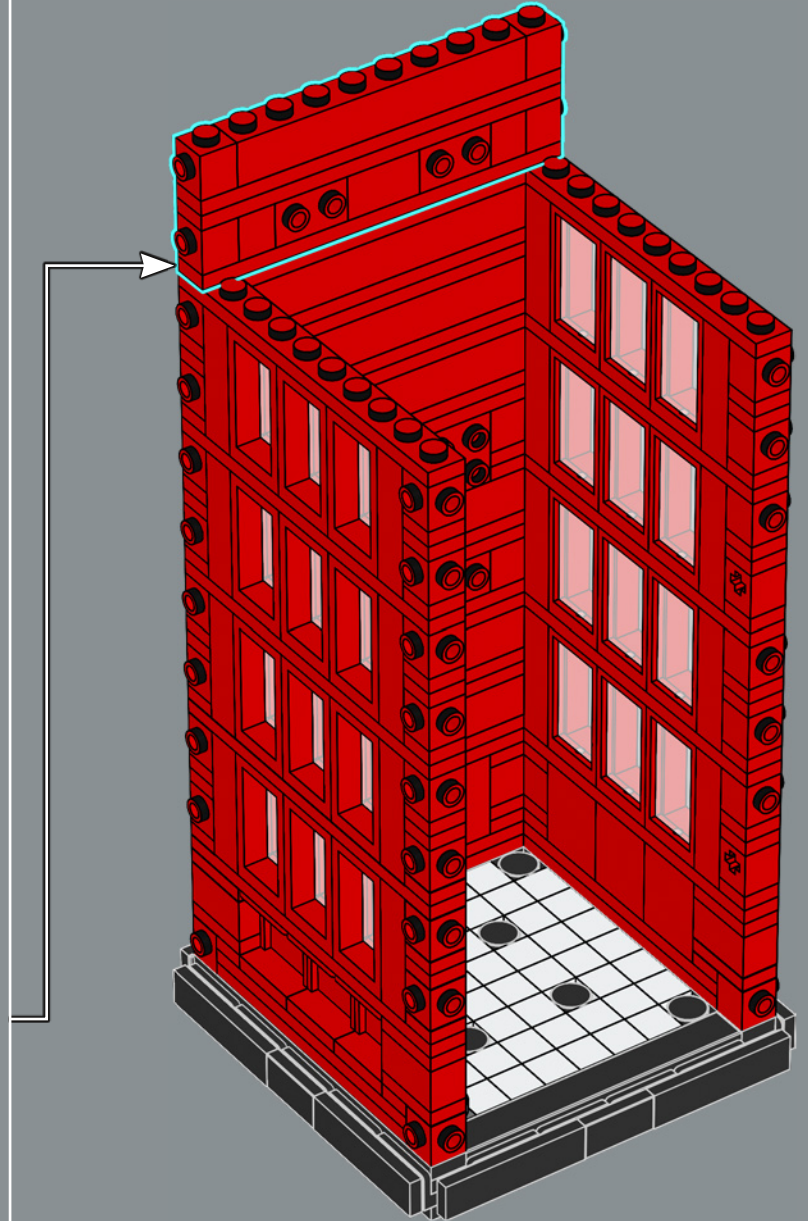
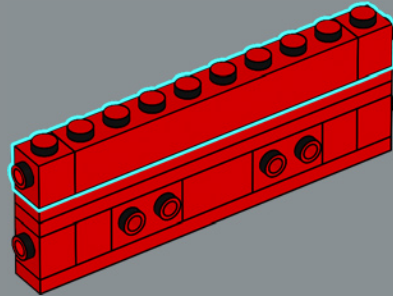
3

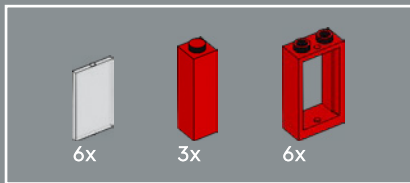


4

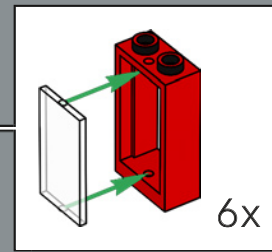
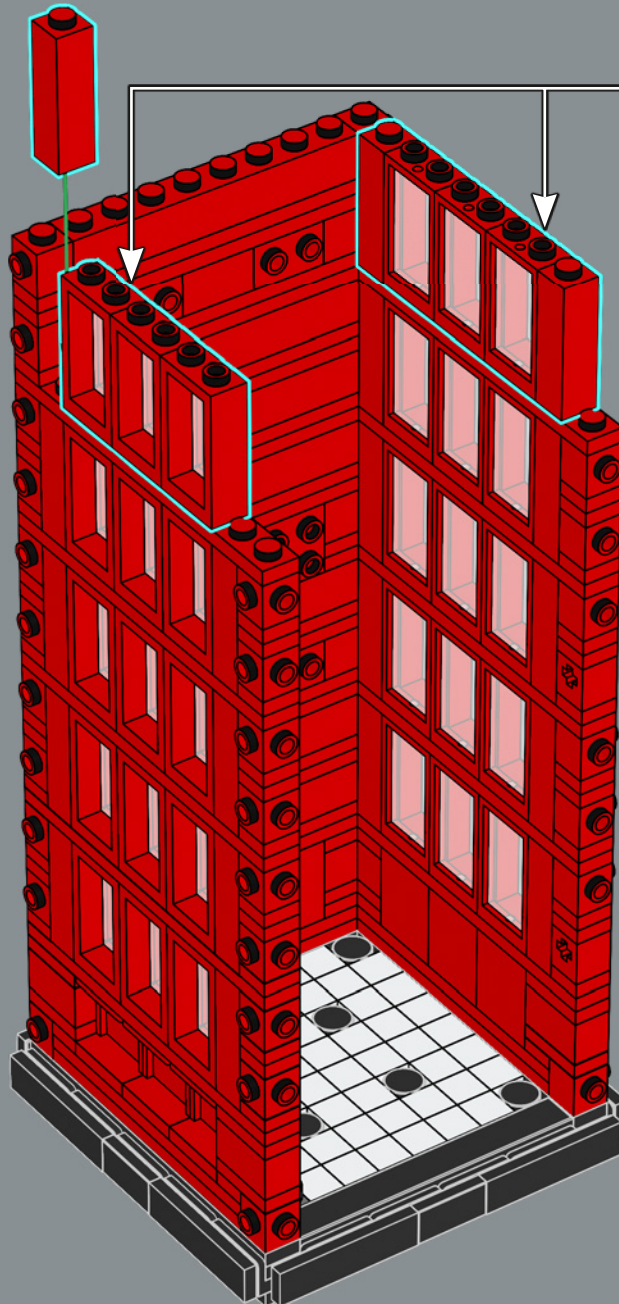


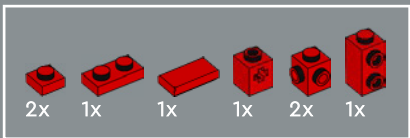
5



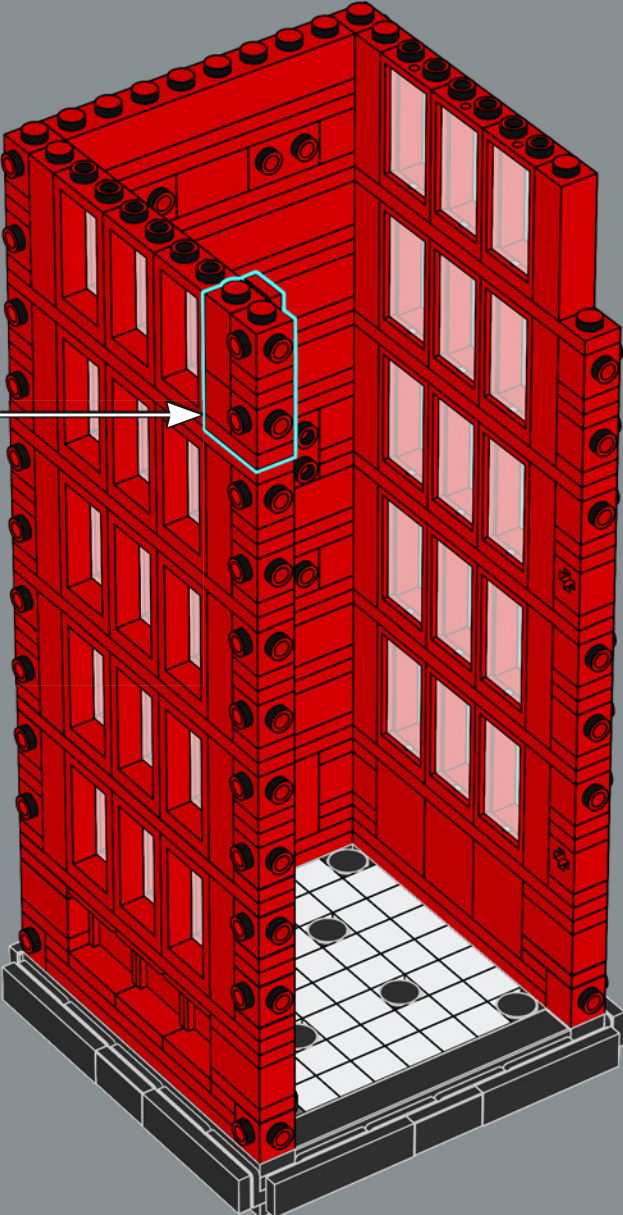
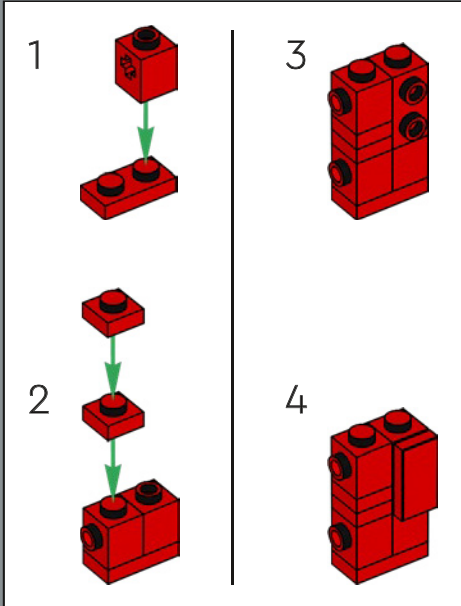


42





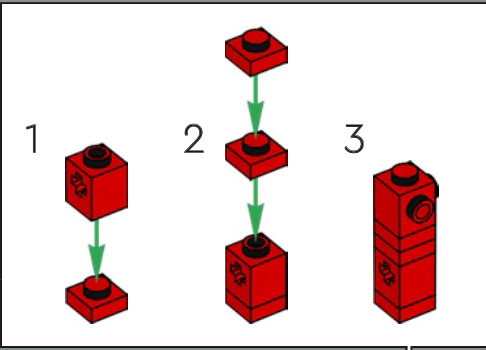
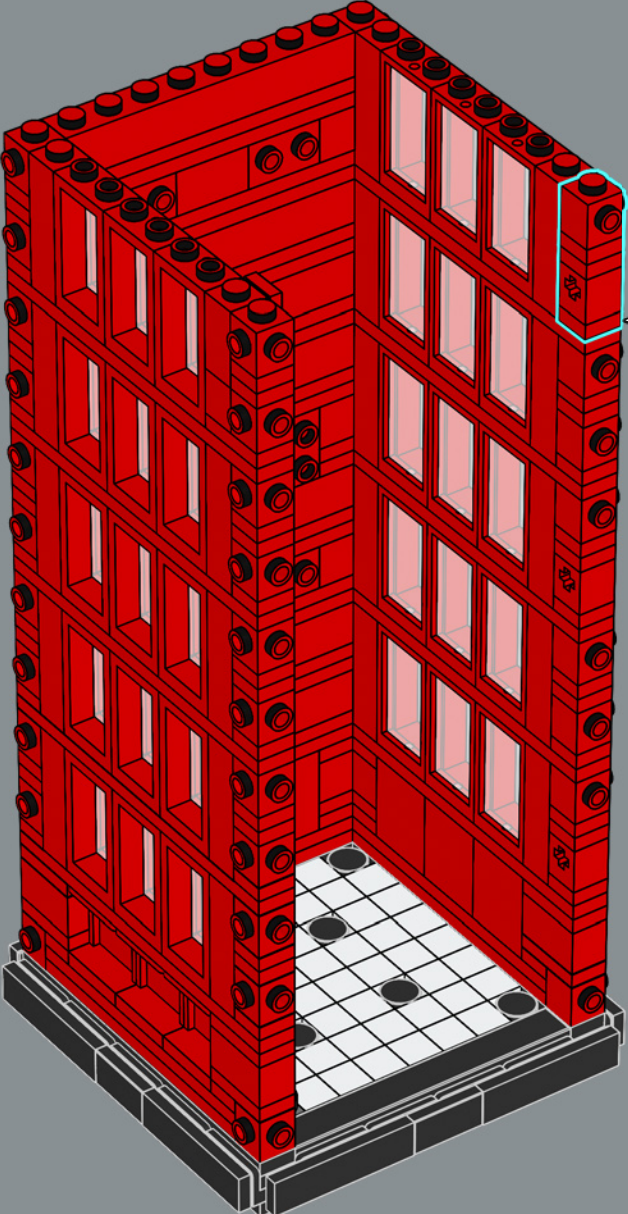
43

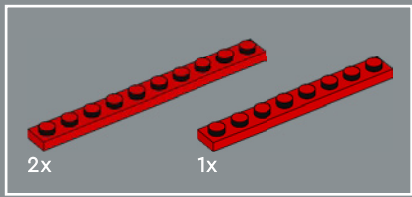







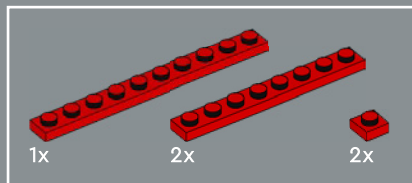
44






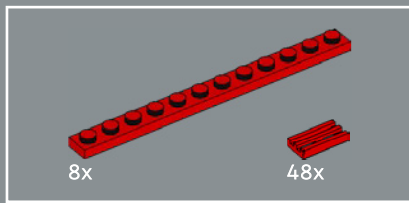
45




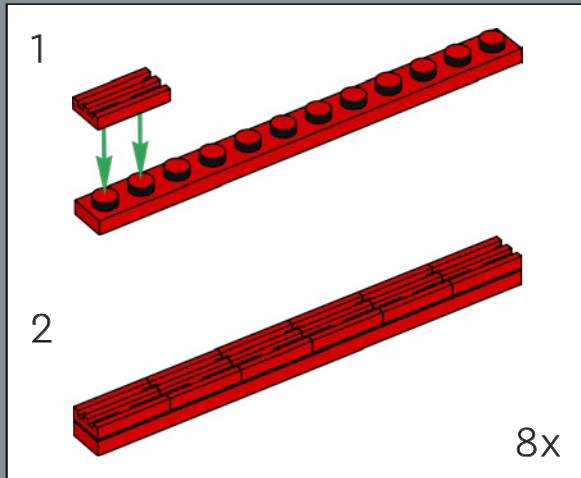


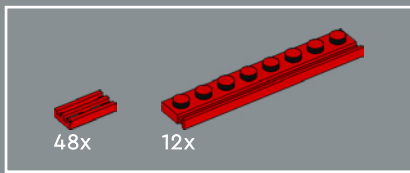
46



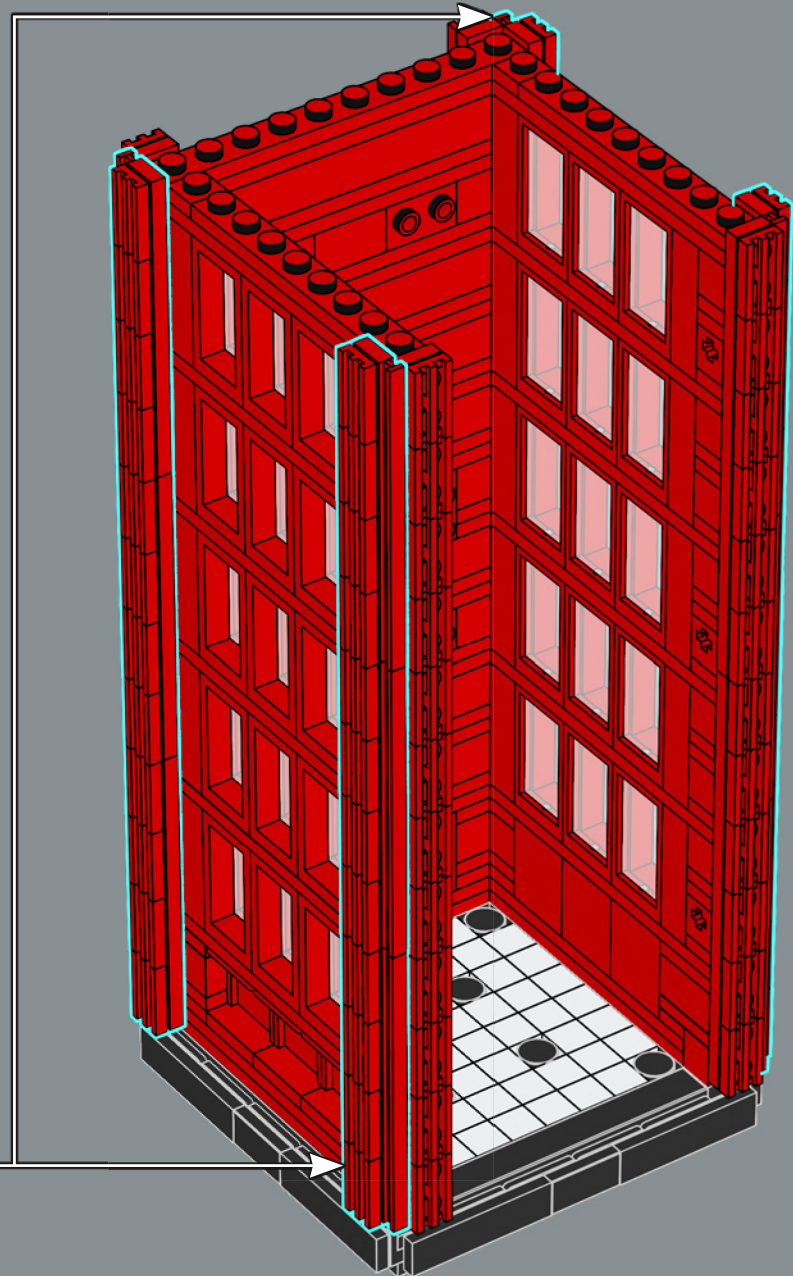
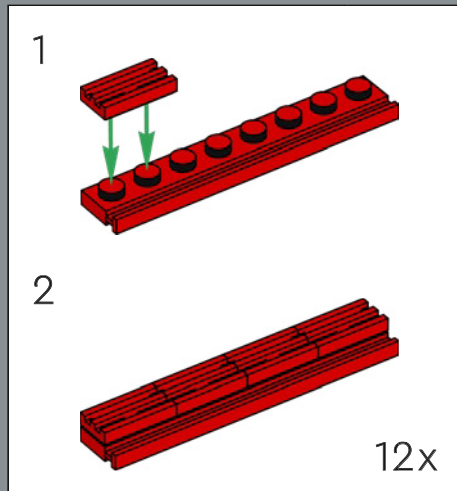


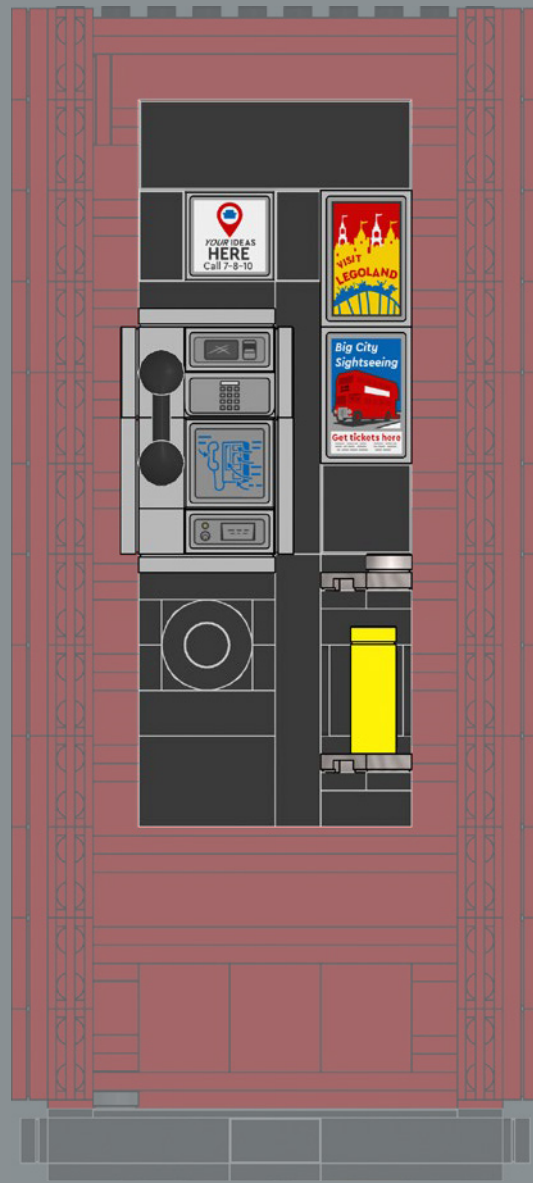

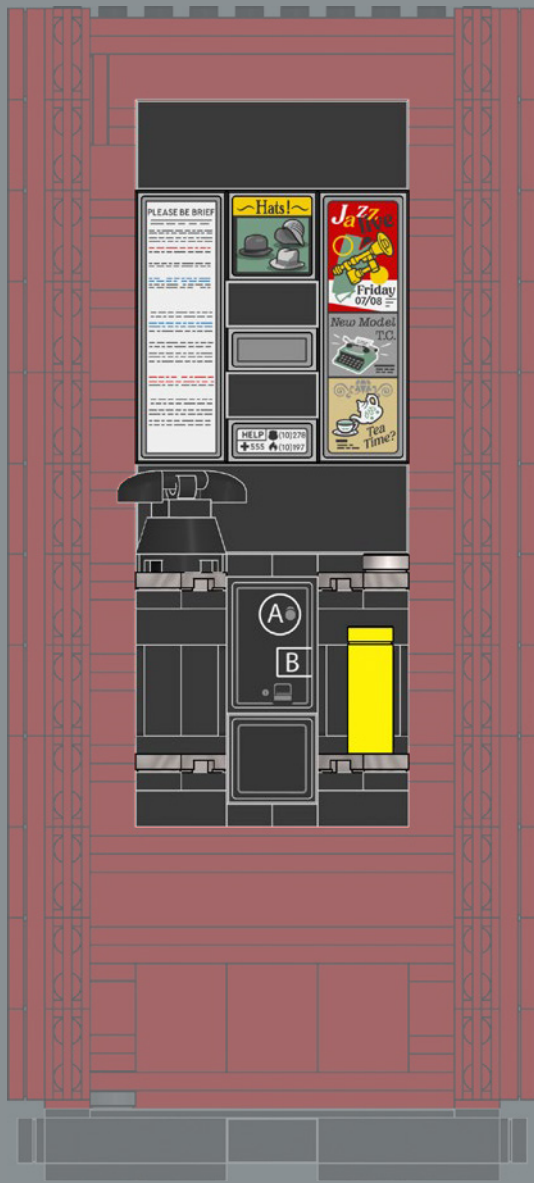
47

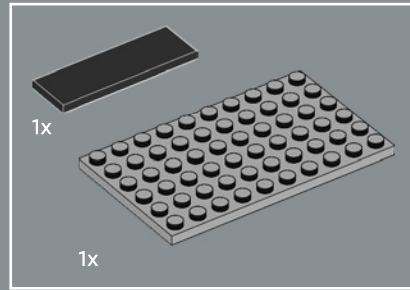




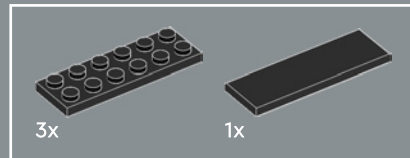

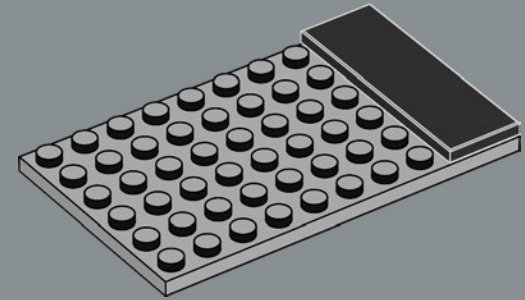
48



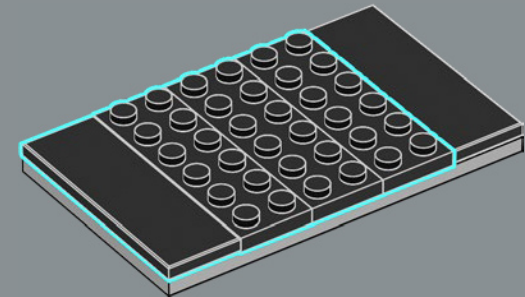


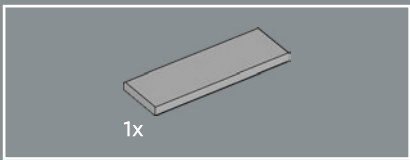


49

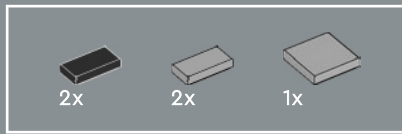
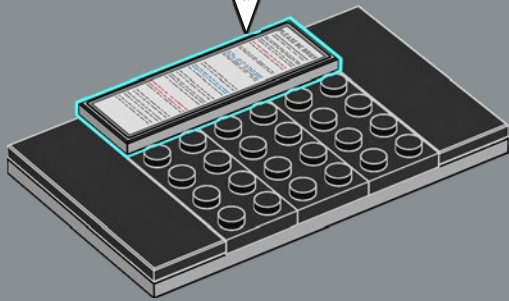
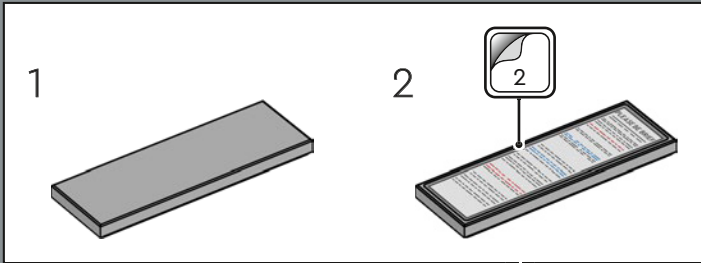


50

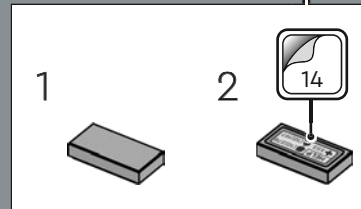
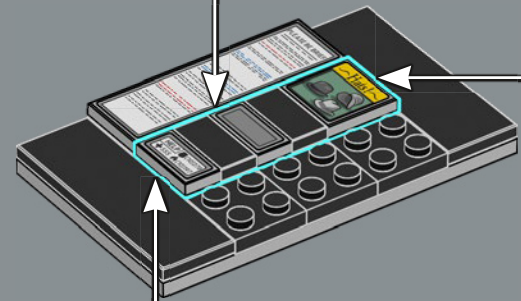
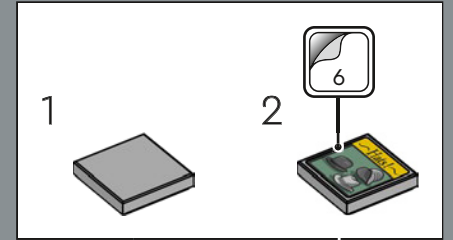
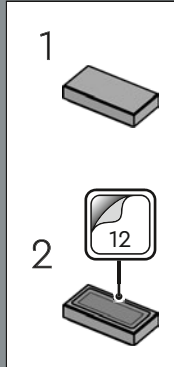




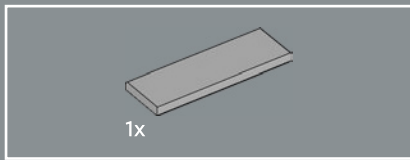
51



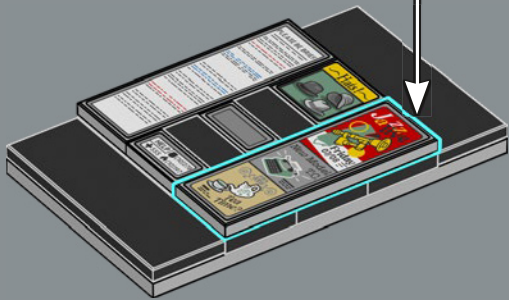
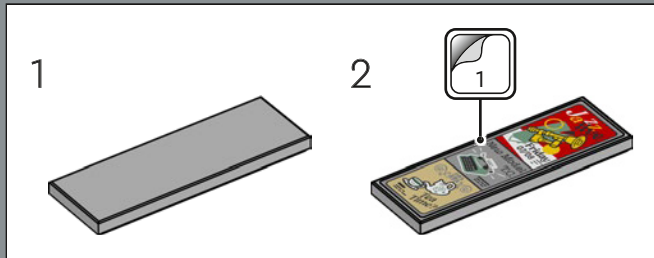
52



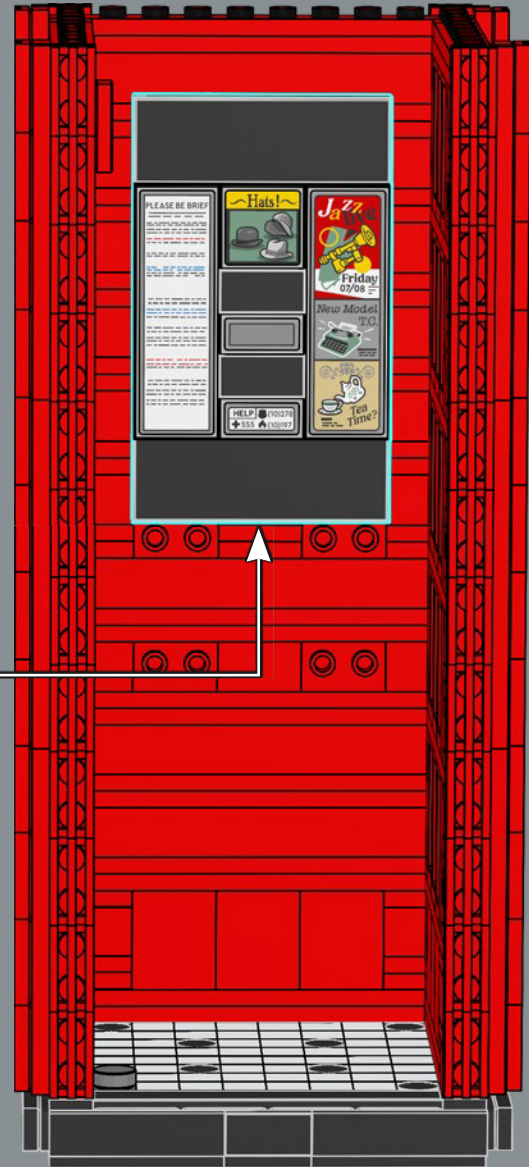


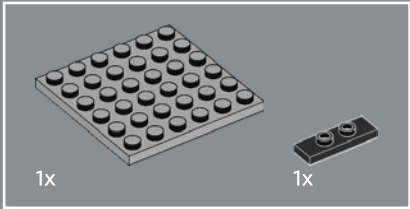
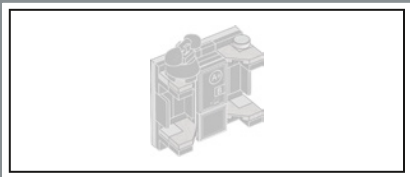


53

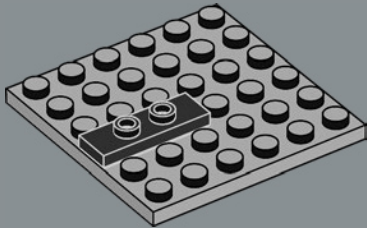


54


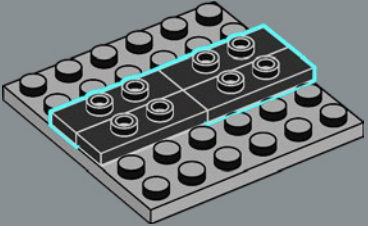




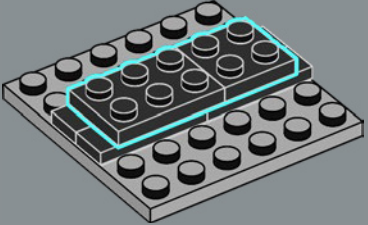
55



56


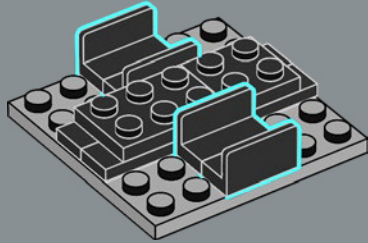


57

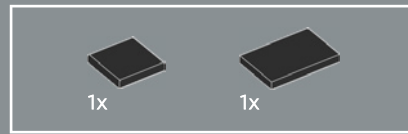
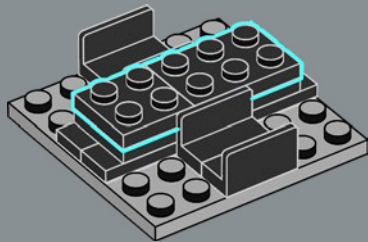




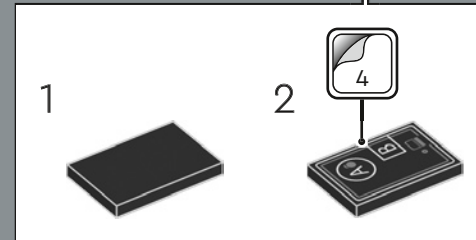
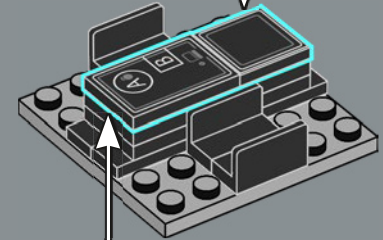

58

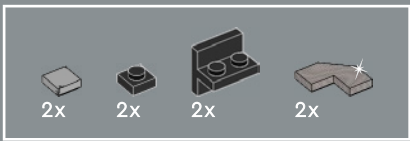


59

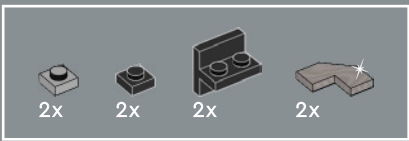
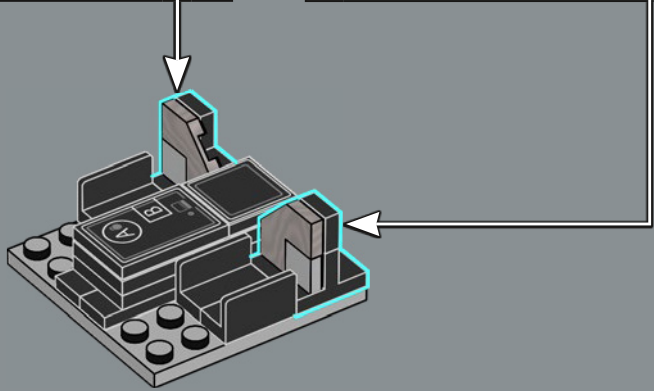
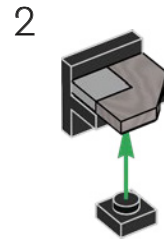
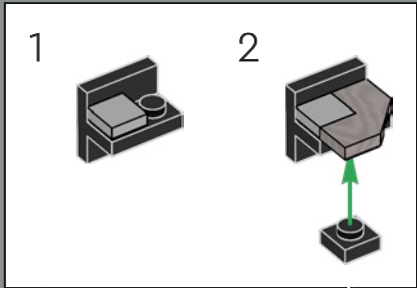
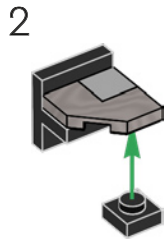
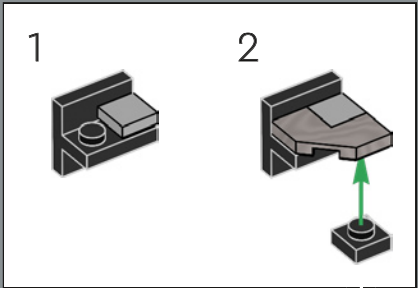


60

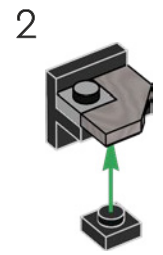
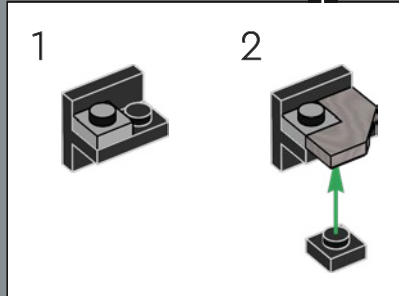
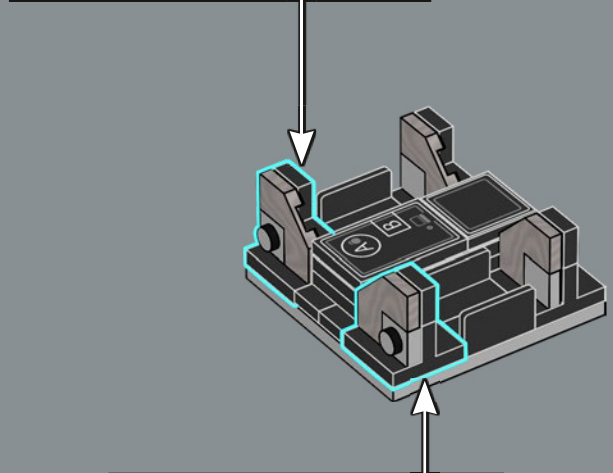
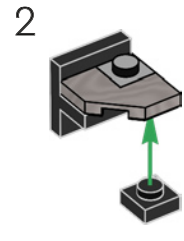
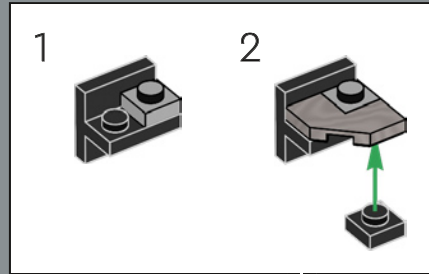




61

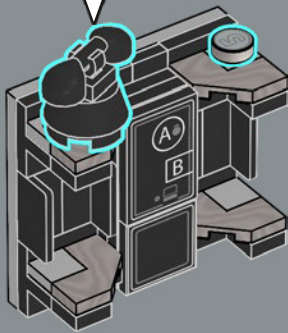
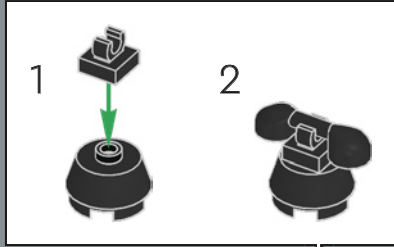


62

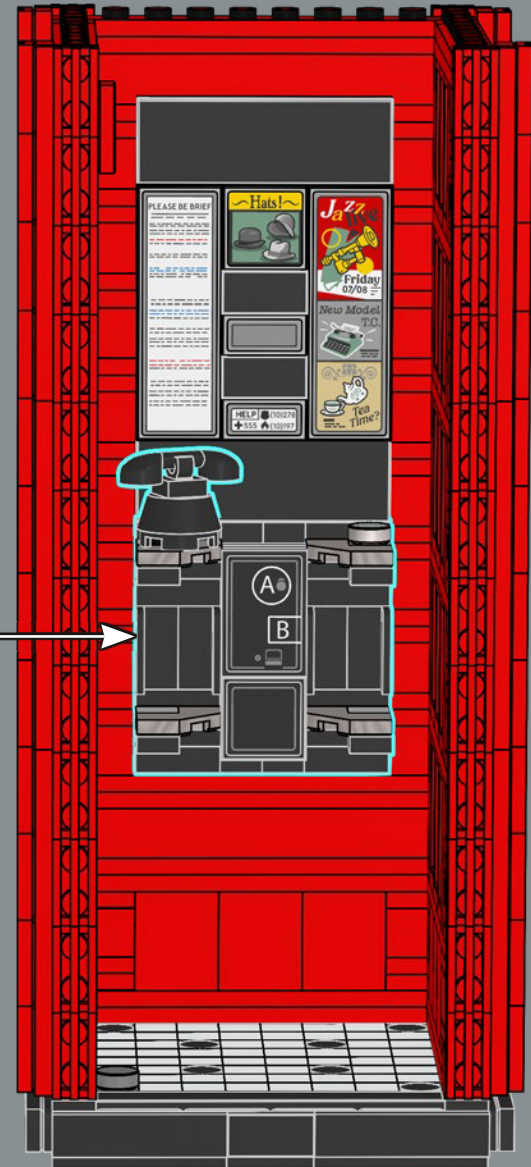


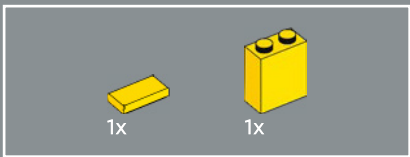


63


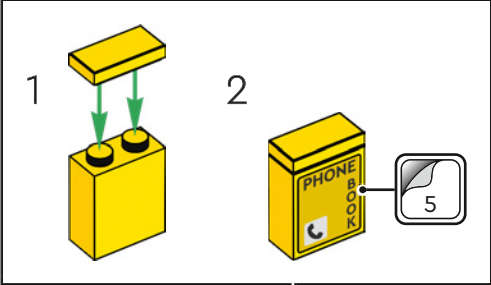
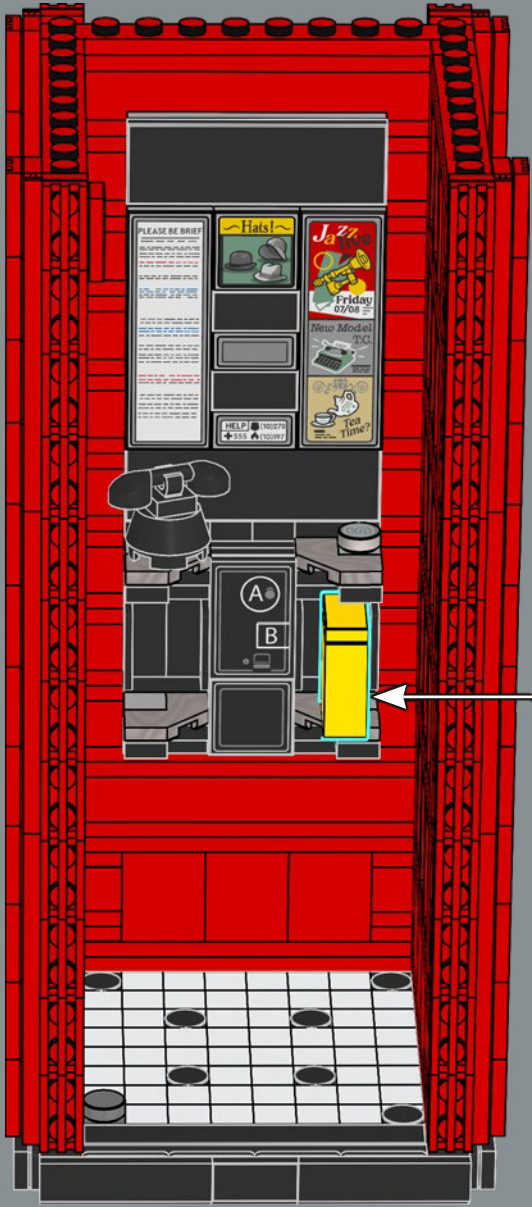


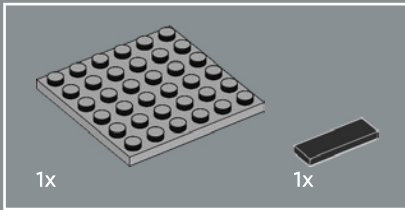
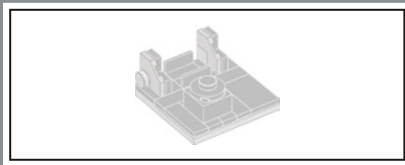
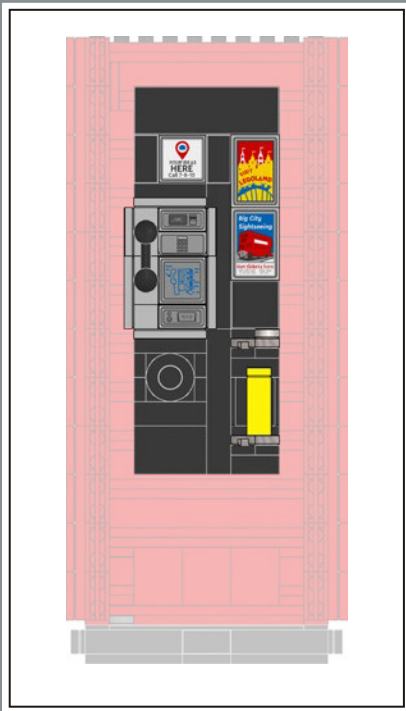
64



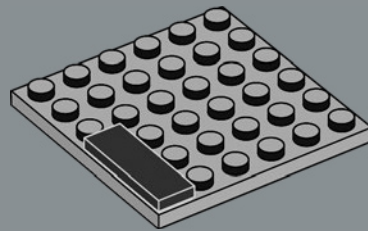


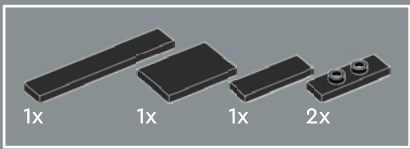
65



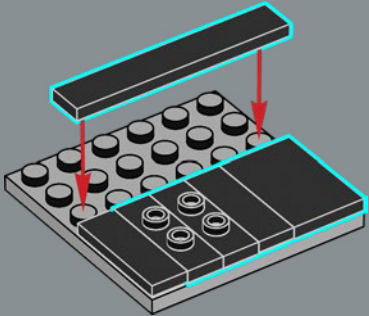


49

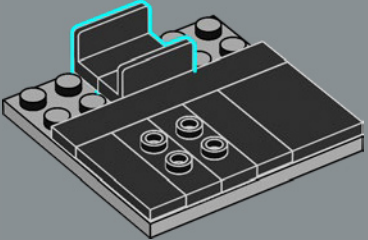




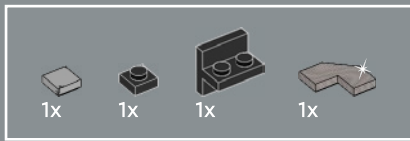
50



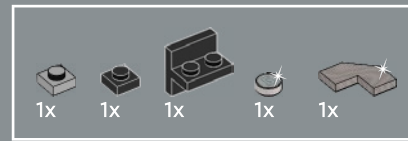
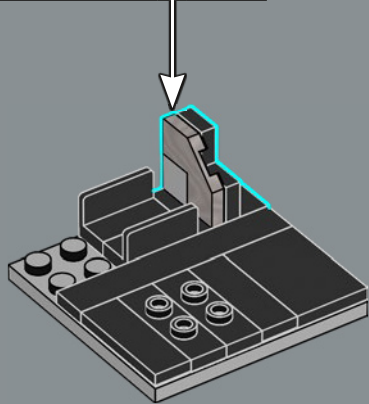
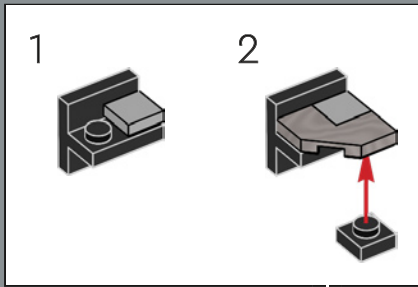
51



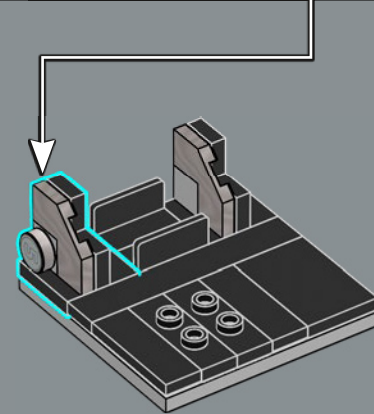
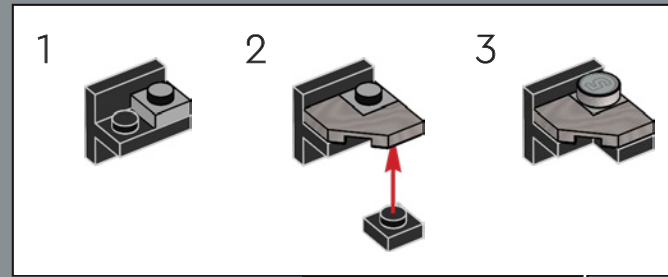


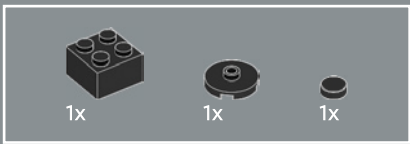


52

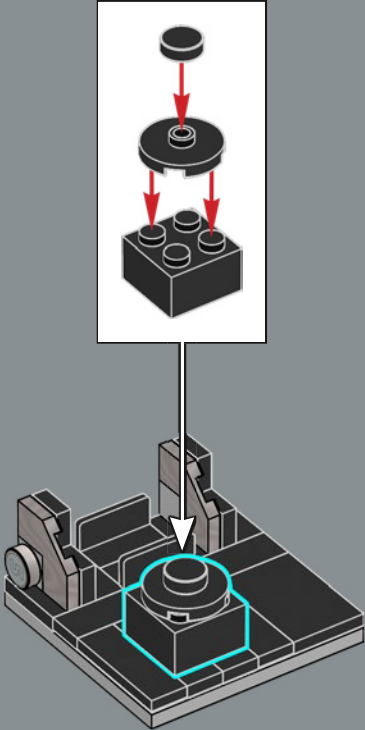


53

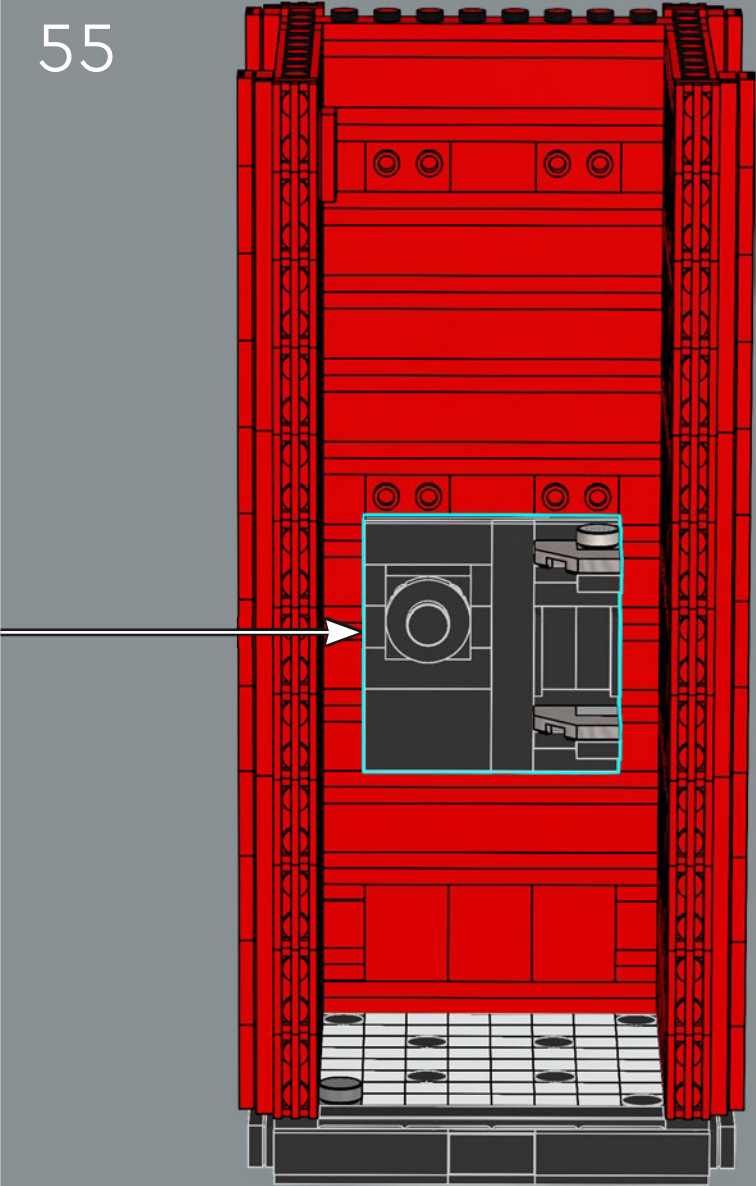


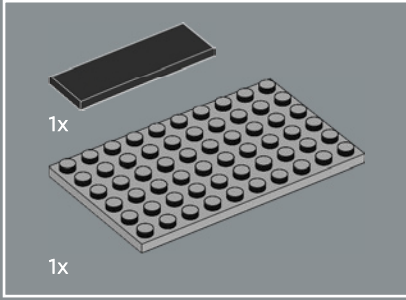


54

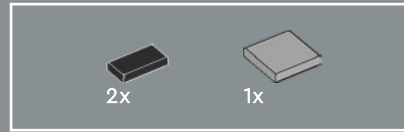
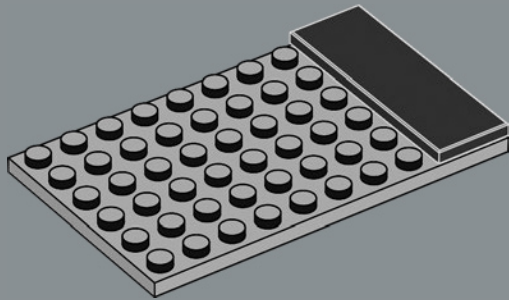


55

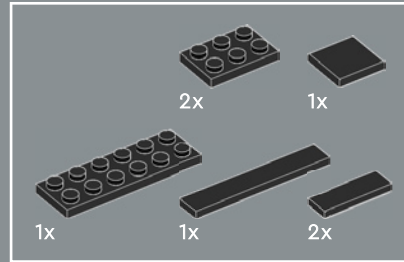
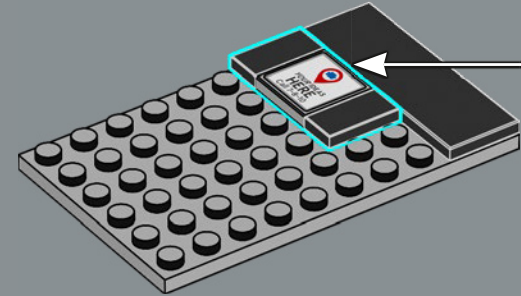
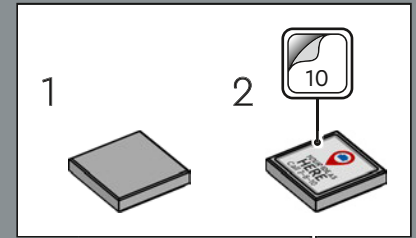




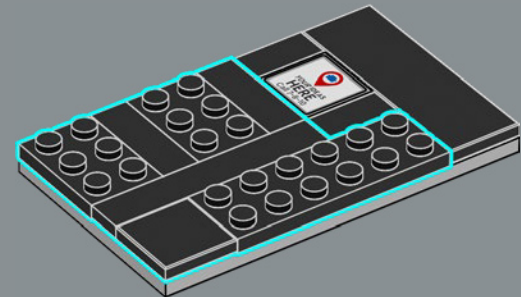
56

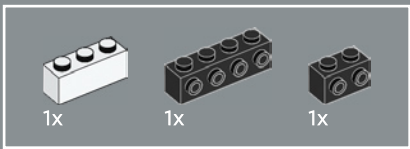


57

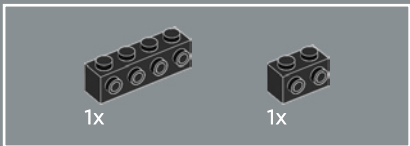
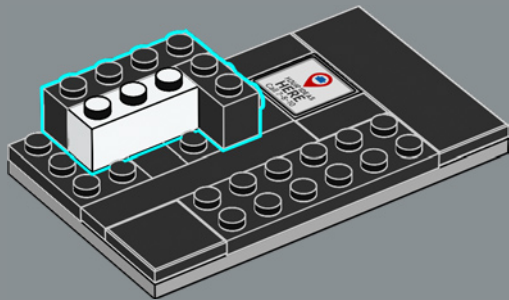


58

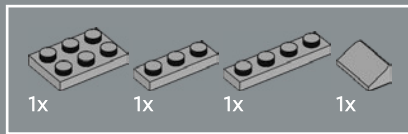
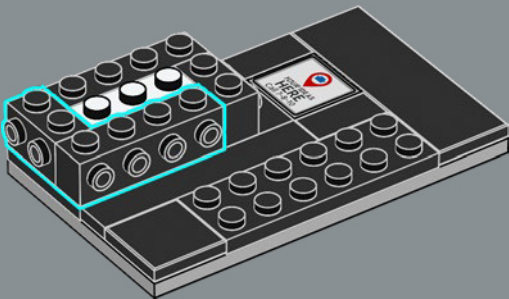




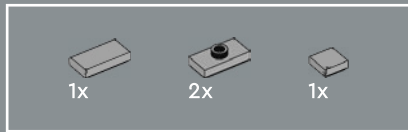
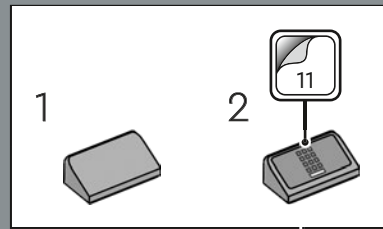
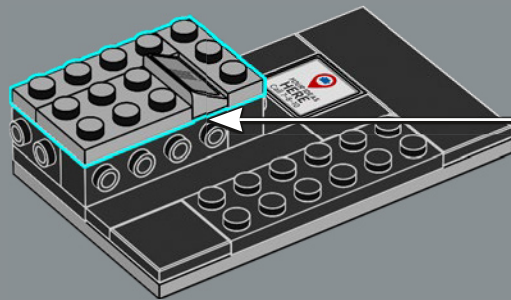
59



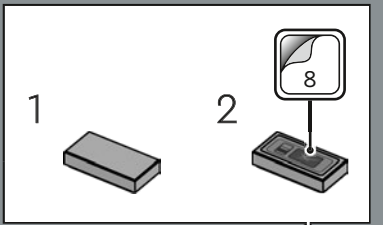
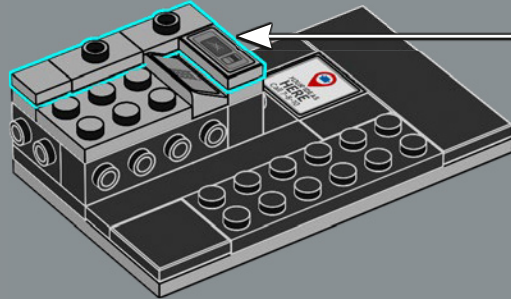
60

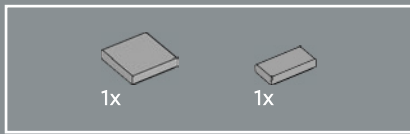


61

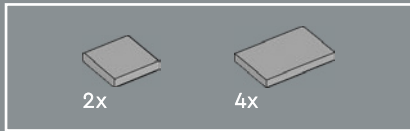
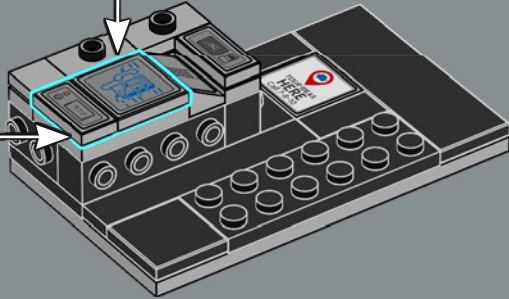
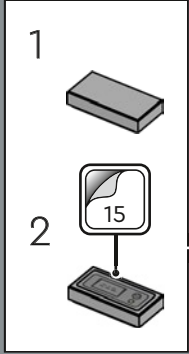
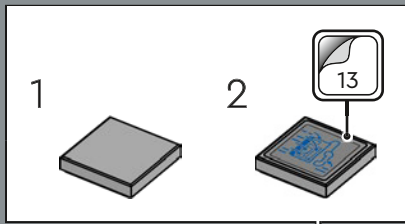


62

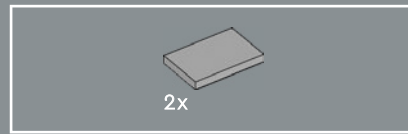
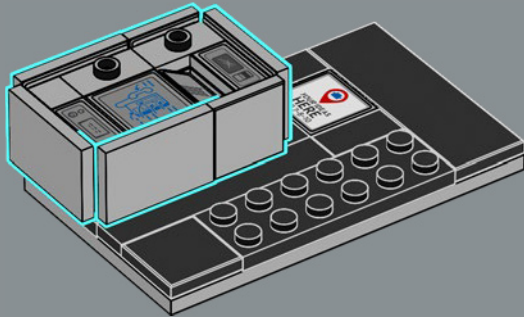




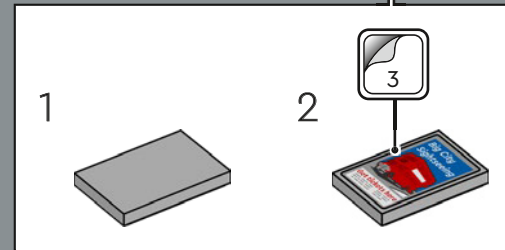
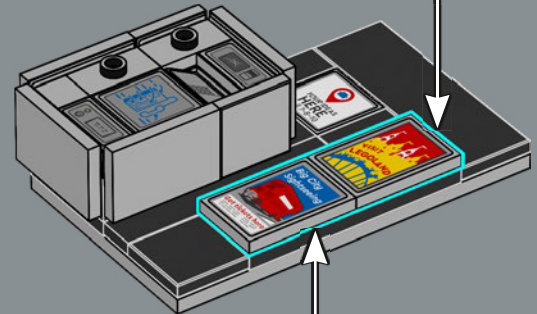
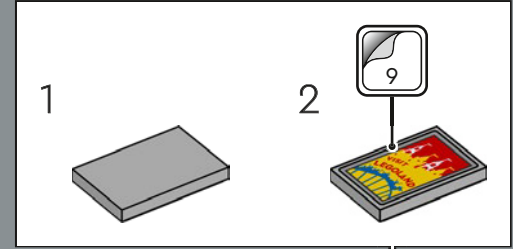
63



64

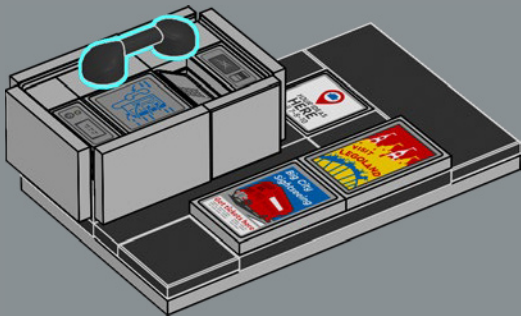


65

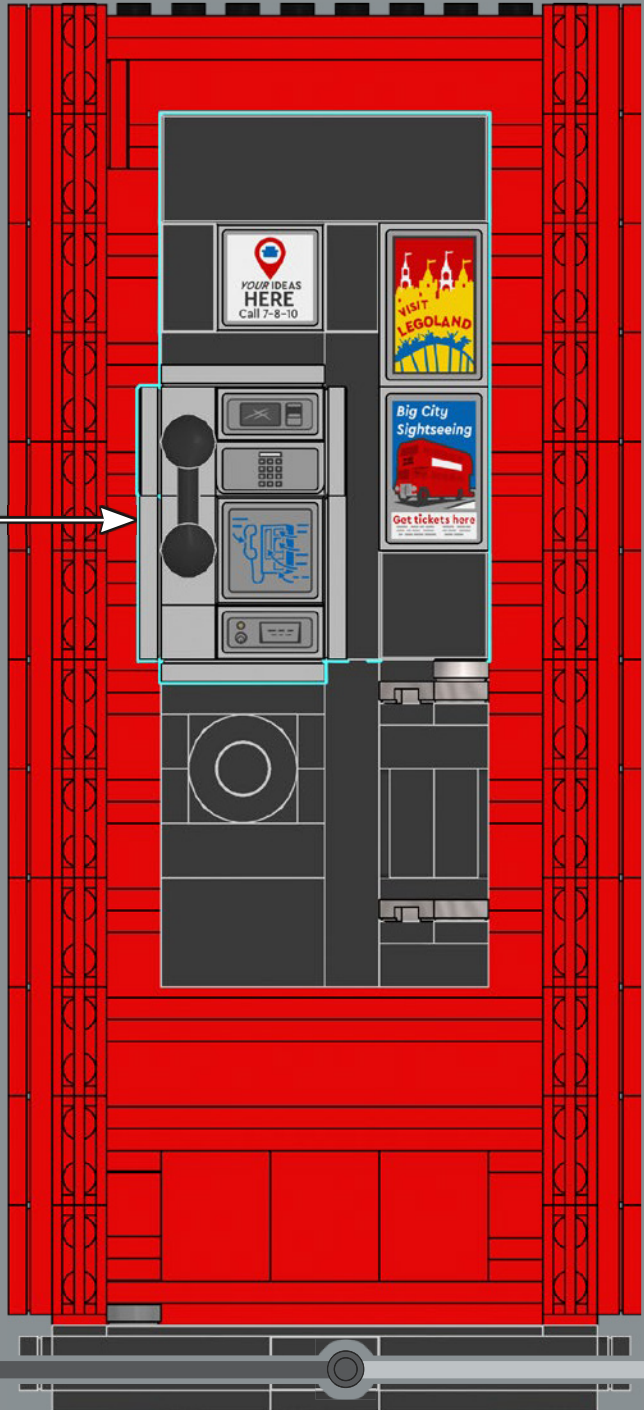


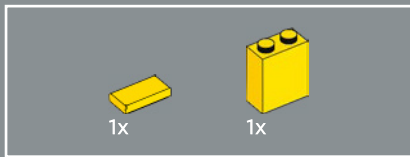


66

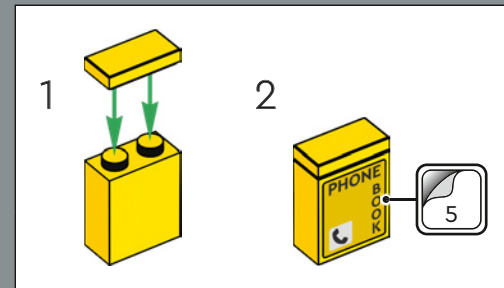
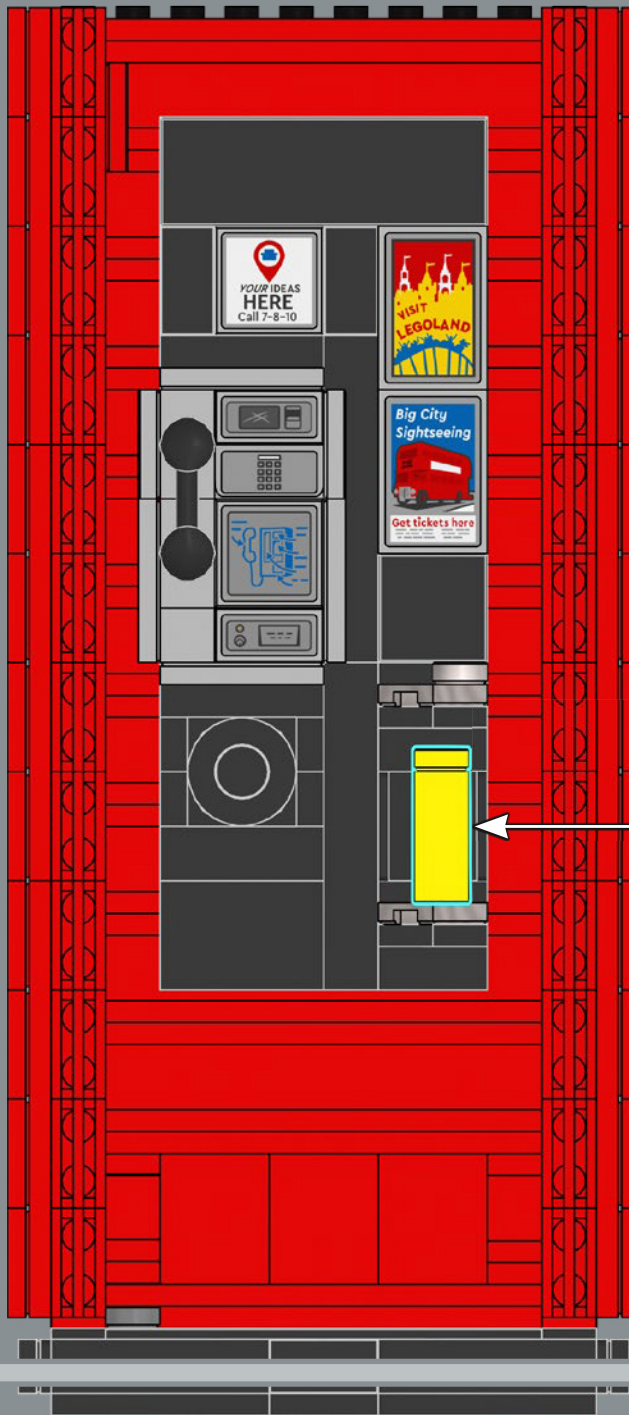


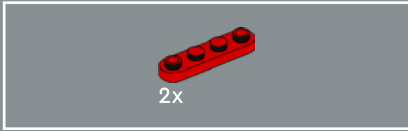
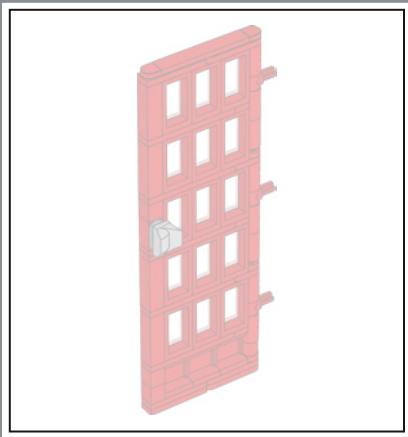
67





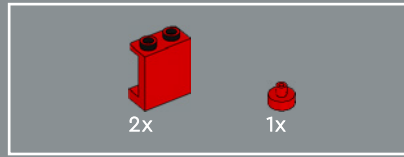
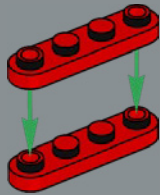
68





2x

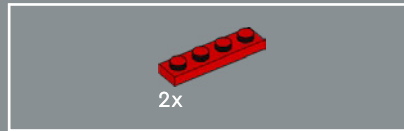
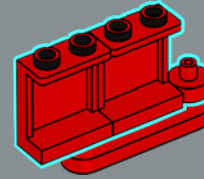
69



2x

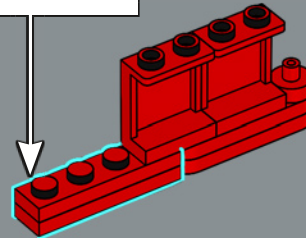
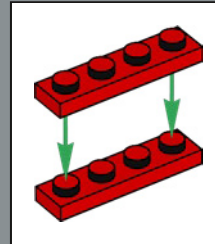
1x

70

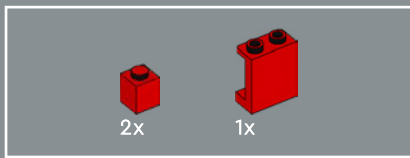


2x

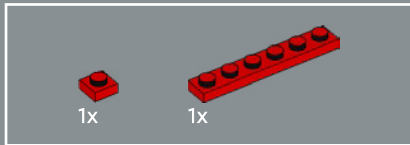
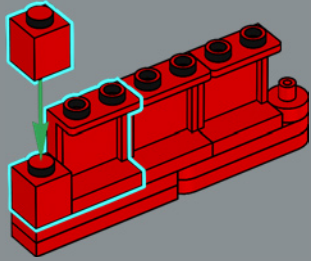
71



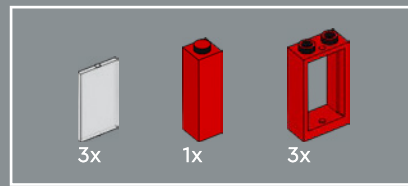
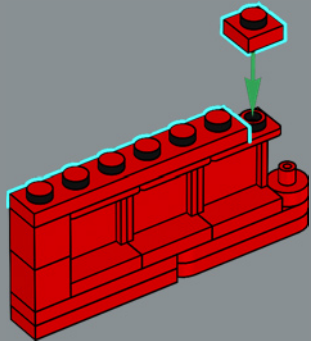




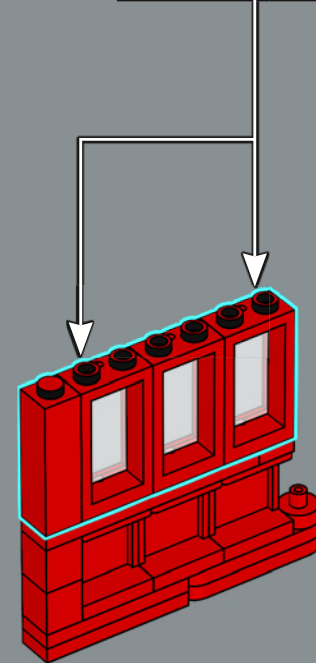
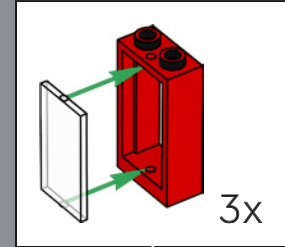
72




73



74





75

1



2



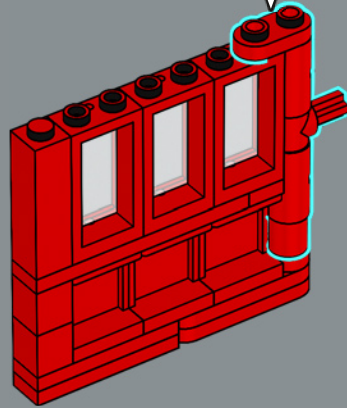
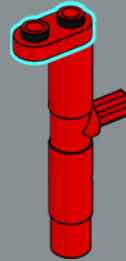
3

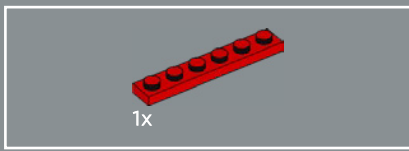


4

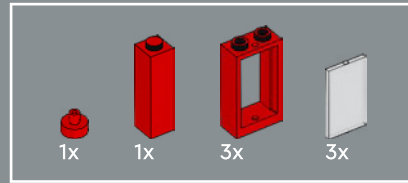
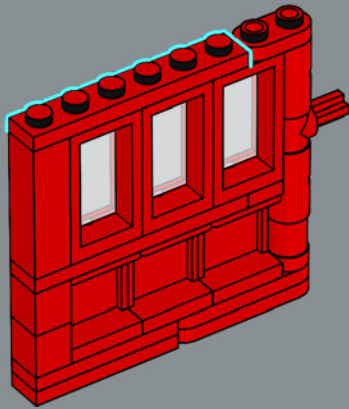


5

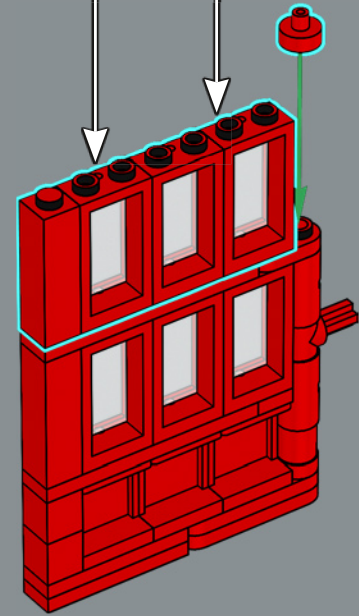
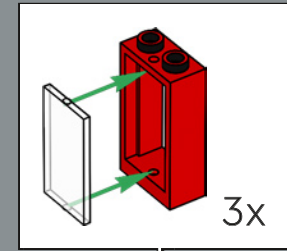


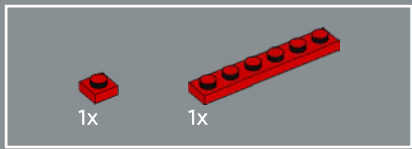


76

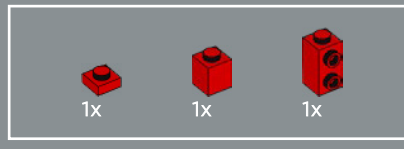
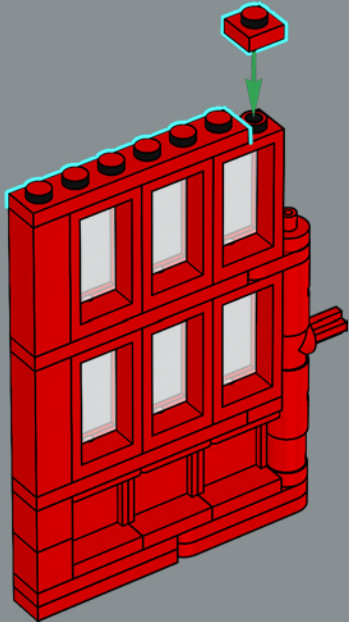


77

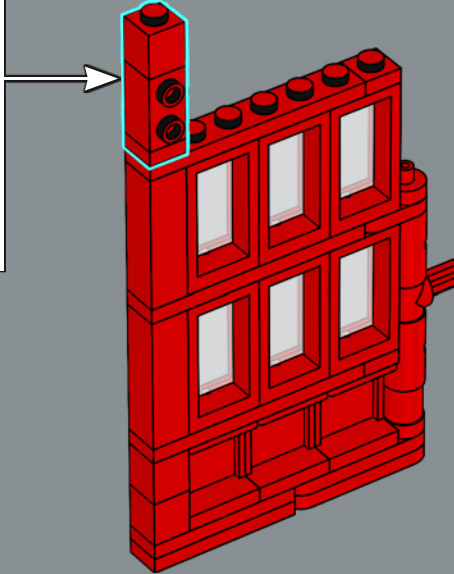
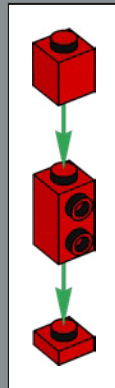


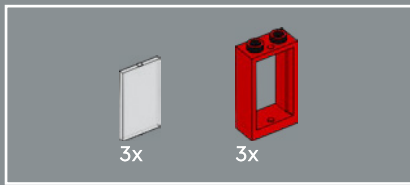


78

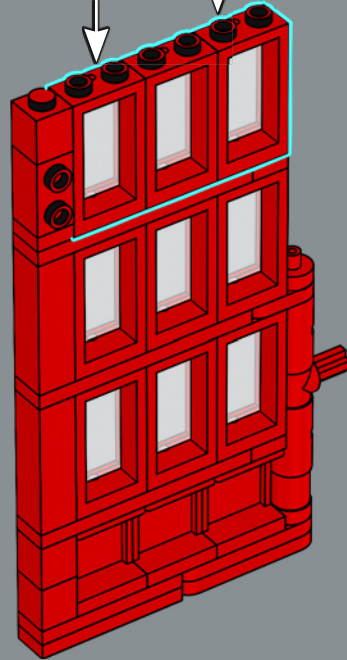
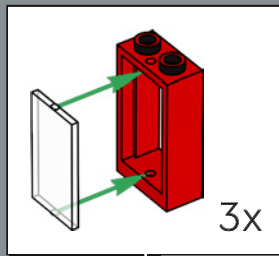



79





80





81

1



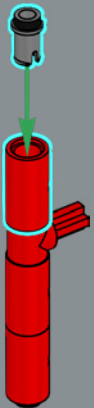
2



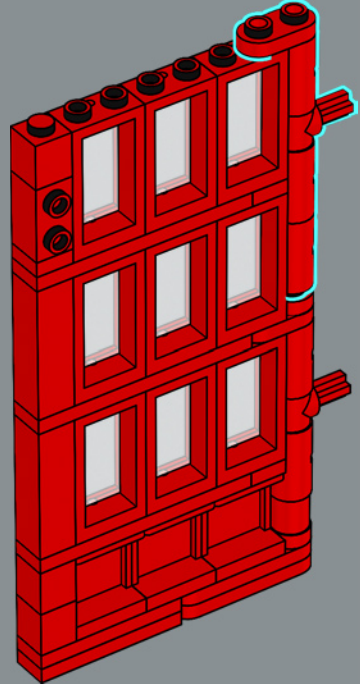
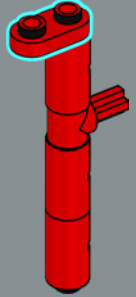
3

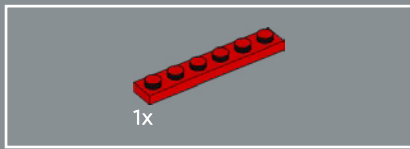


4

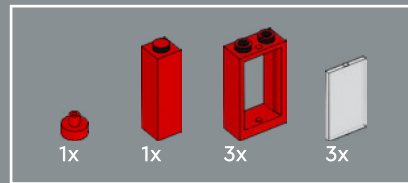
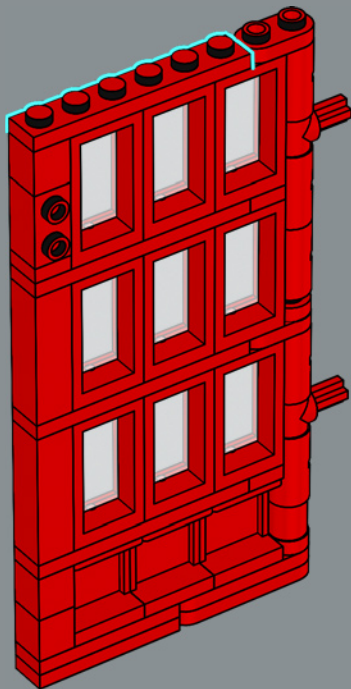


5

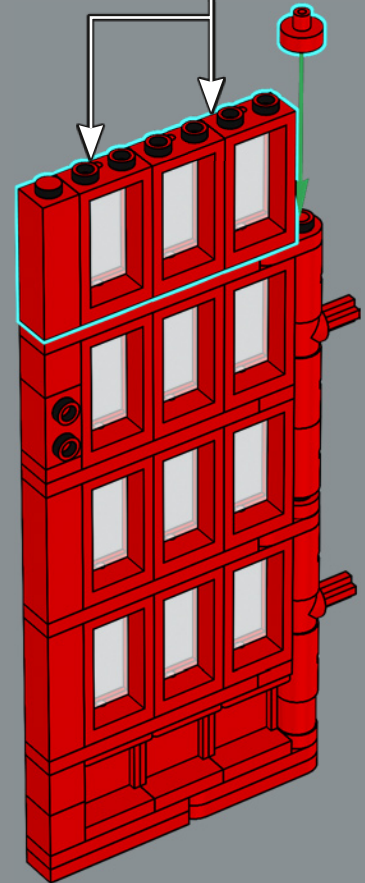
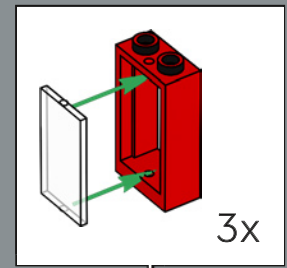


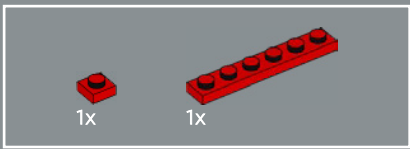


82

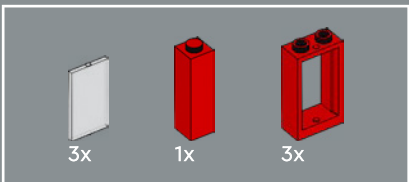
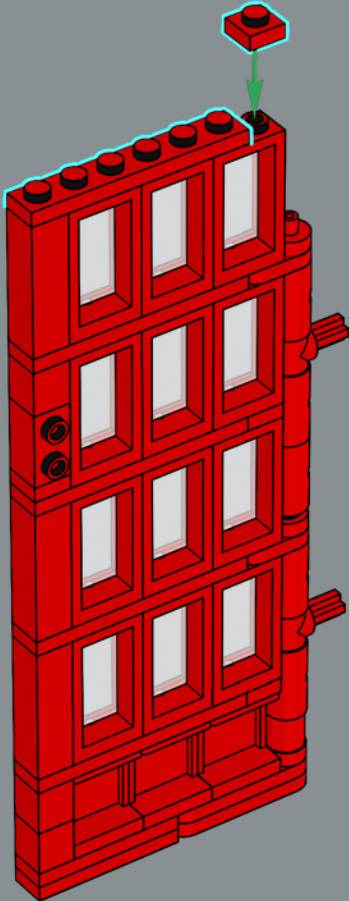


83

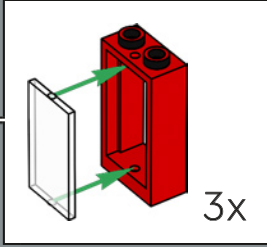
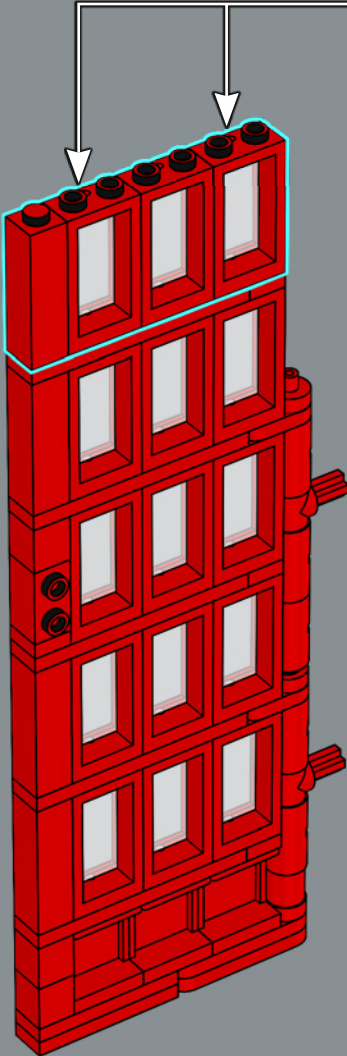




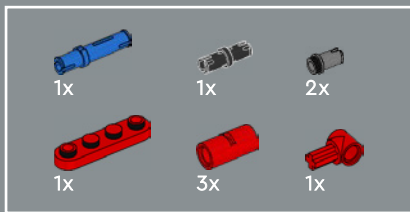
84



85







86

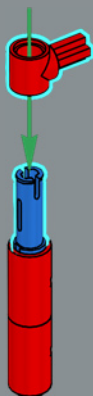
1



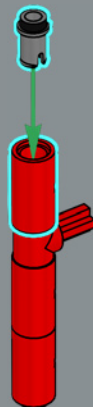
2



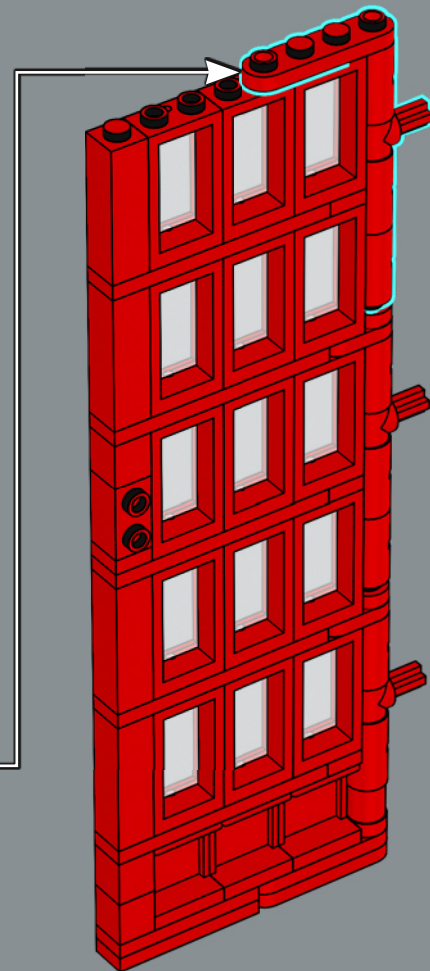
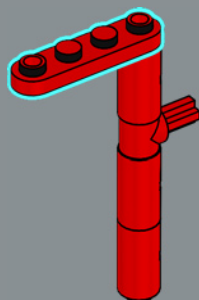
3

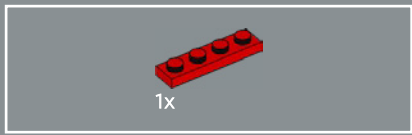


4

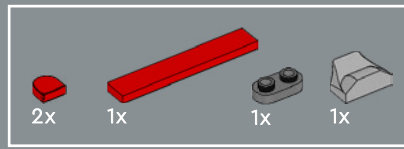
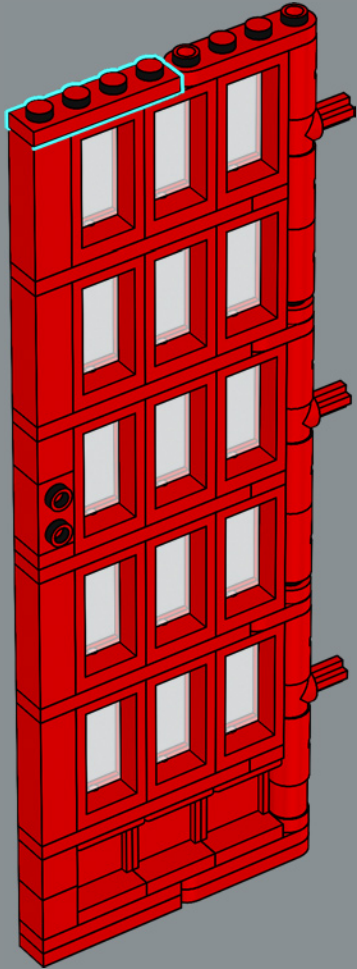


5

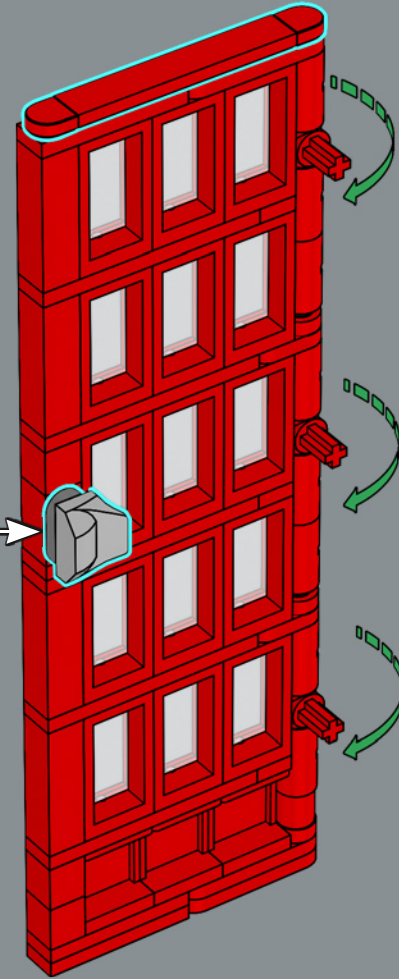
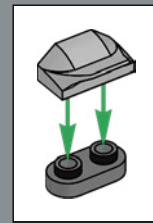




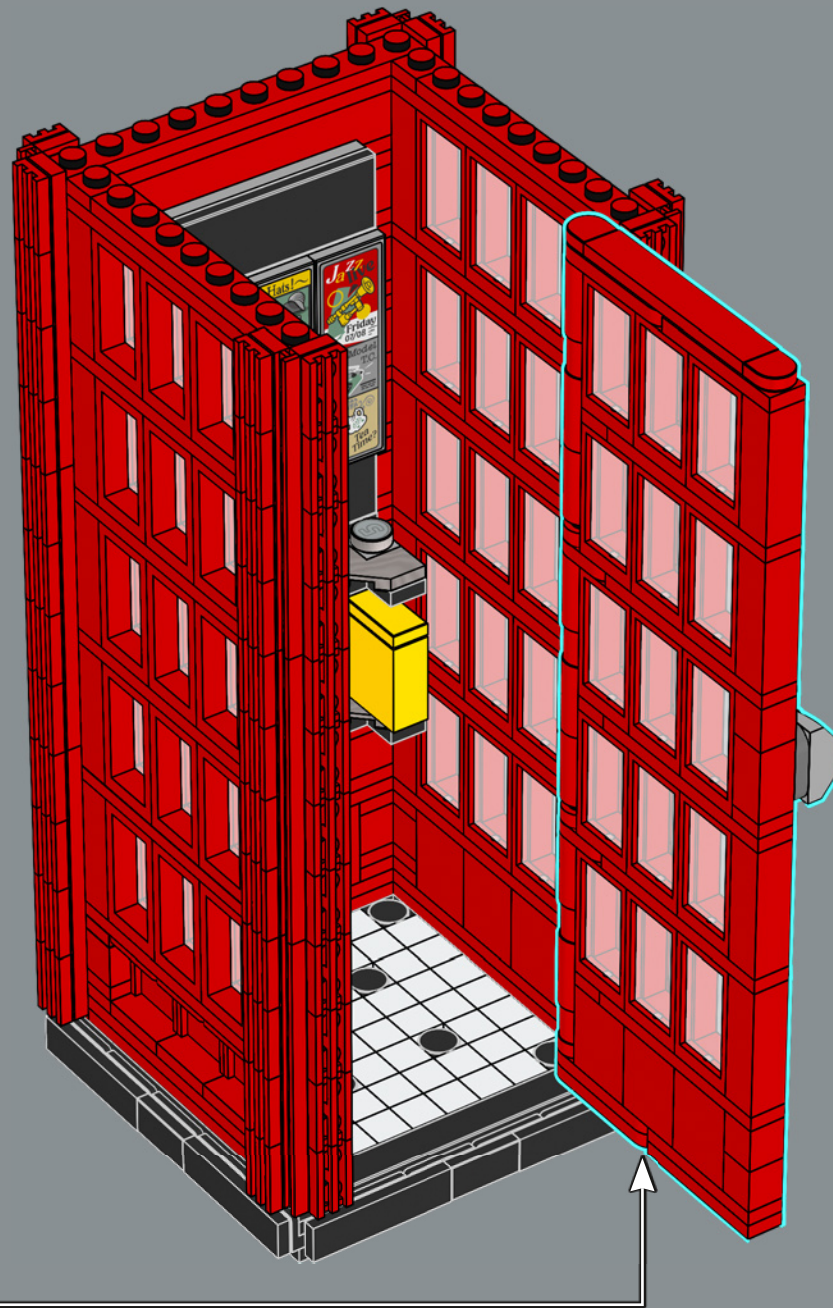
87

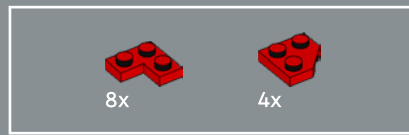


88

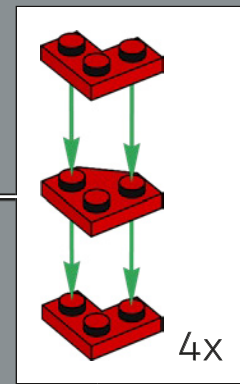
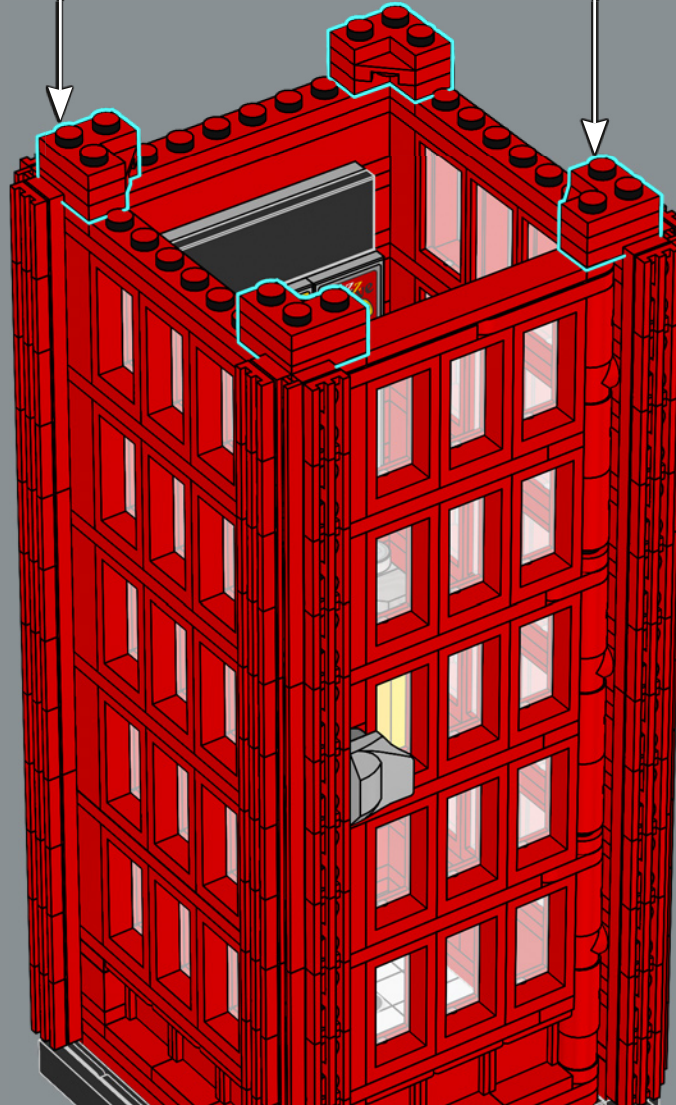


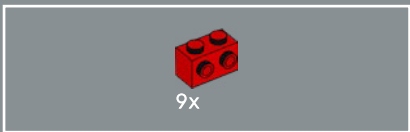
89



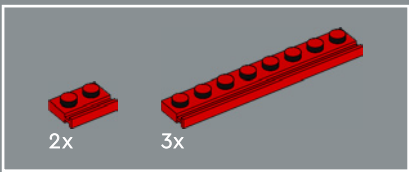



90

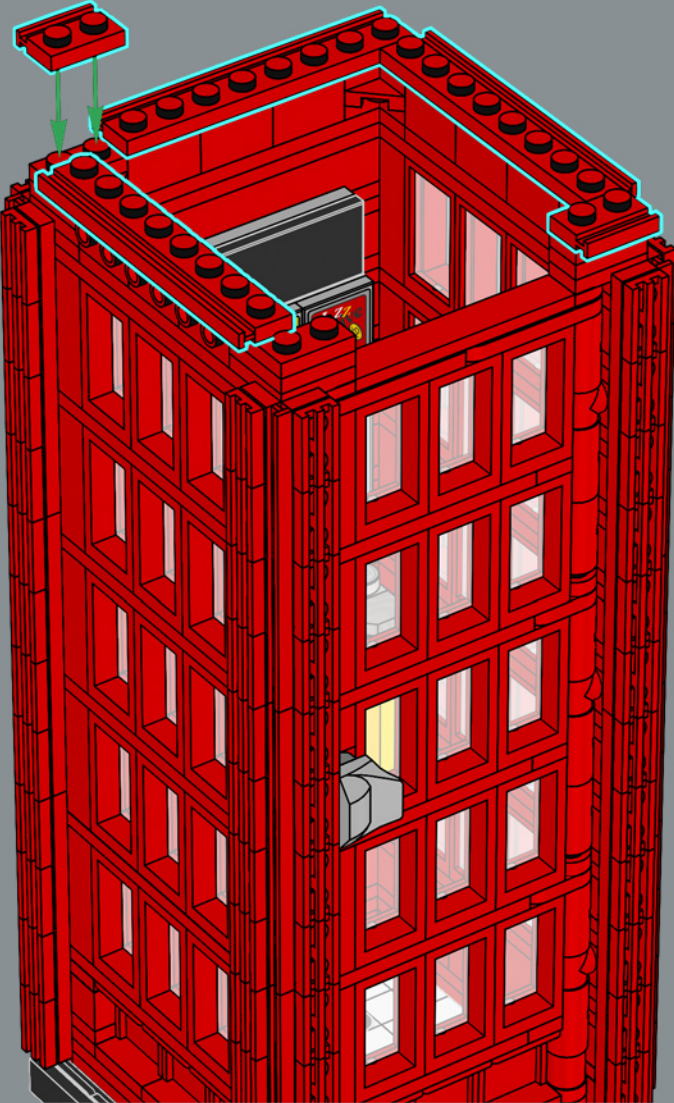


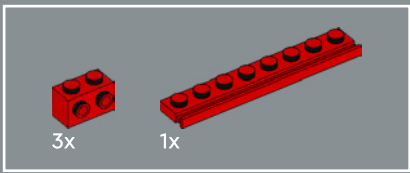


91

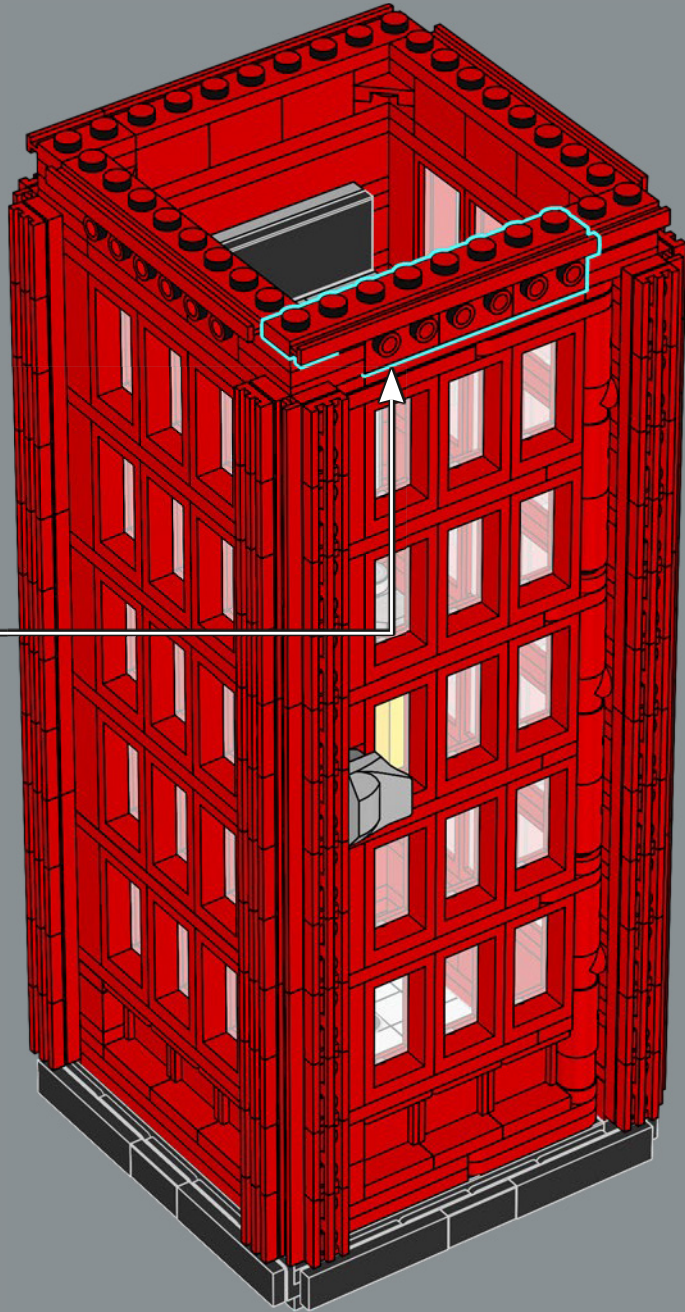
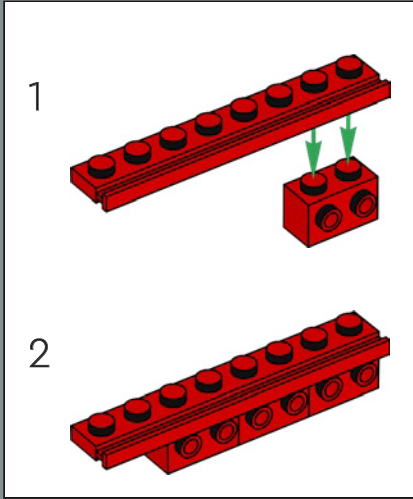


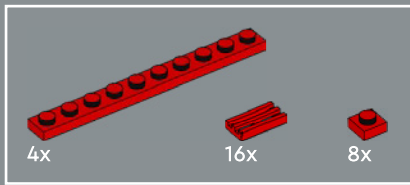
92



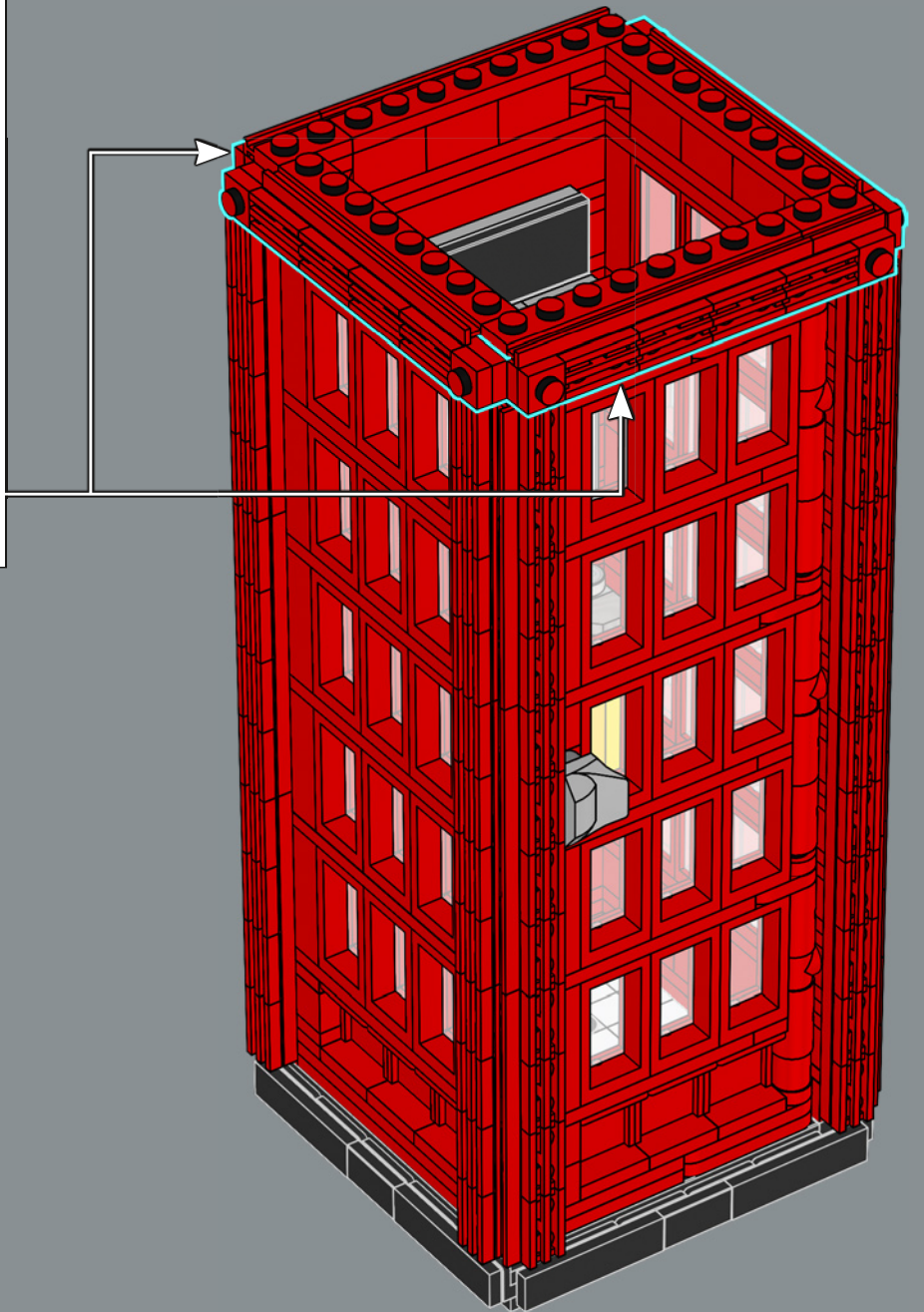
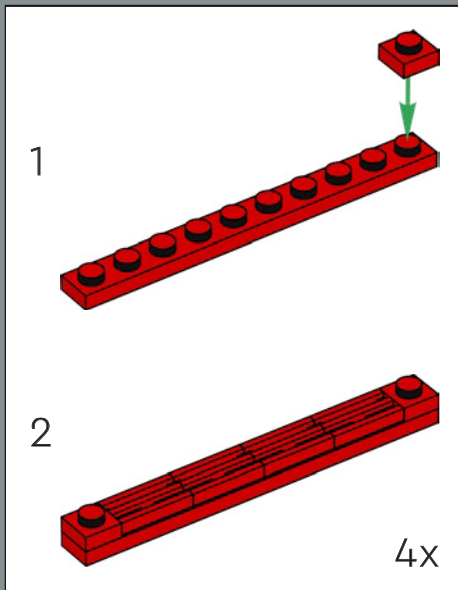


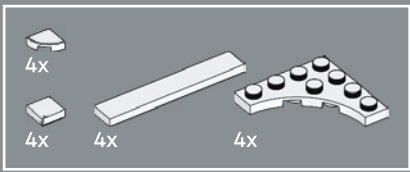
93





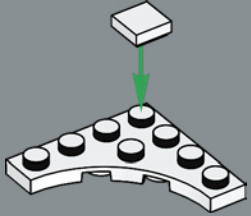
94



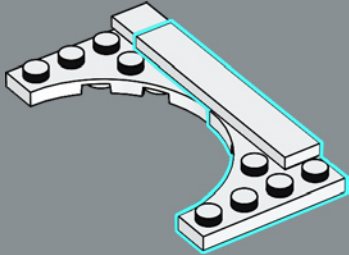


95

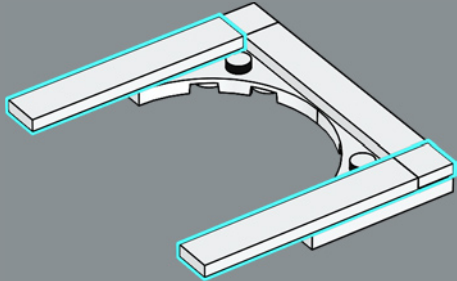
1



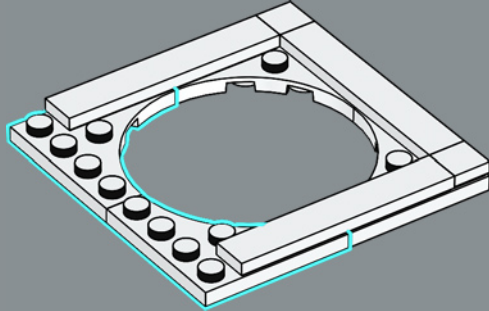
2



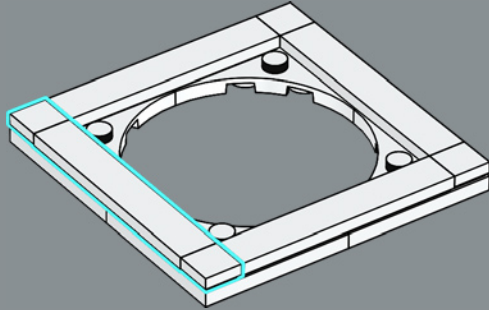
3




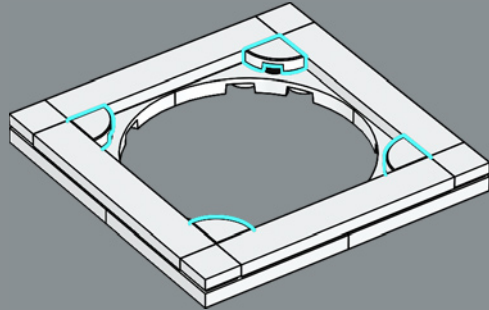
4




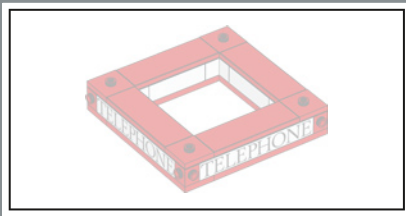
5



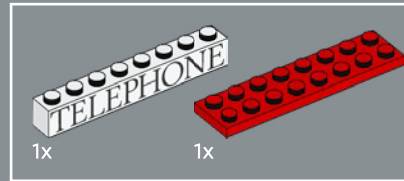
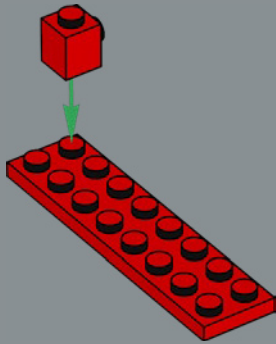
6



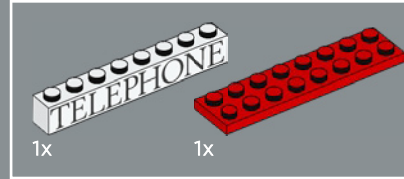
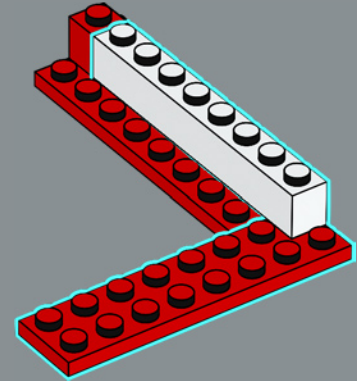




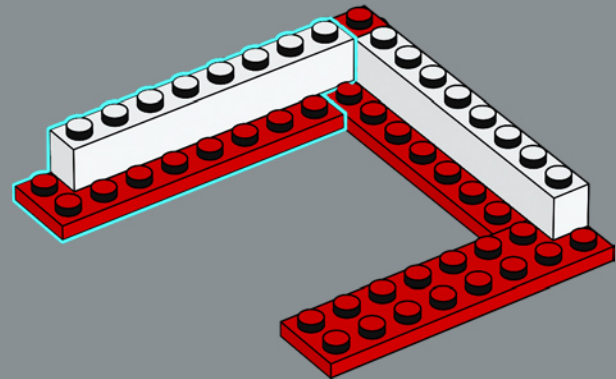
96

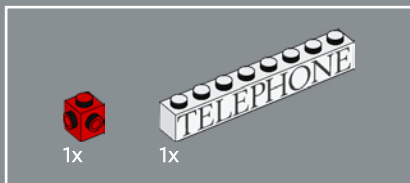


97


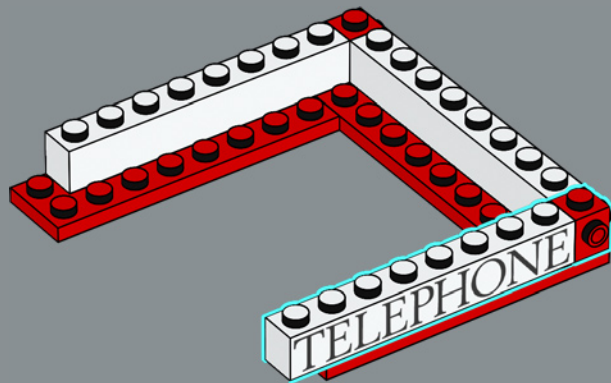


98

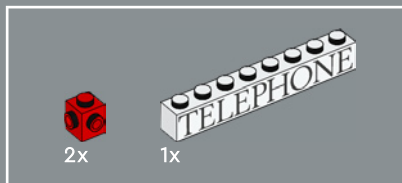
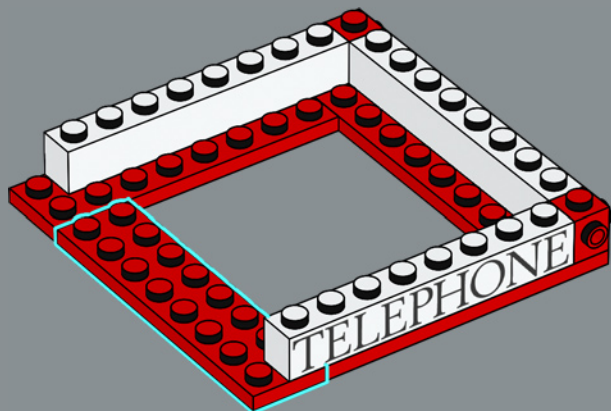




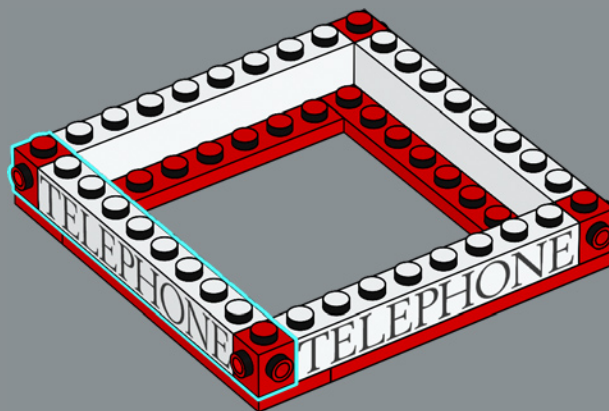
99

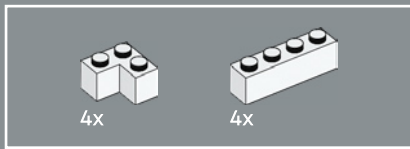


100

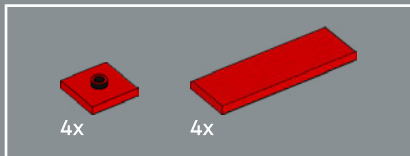
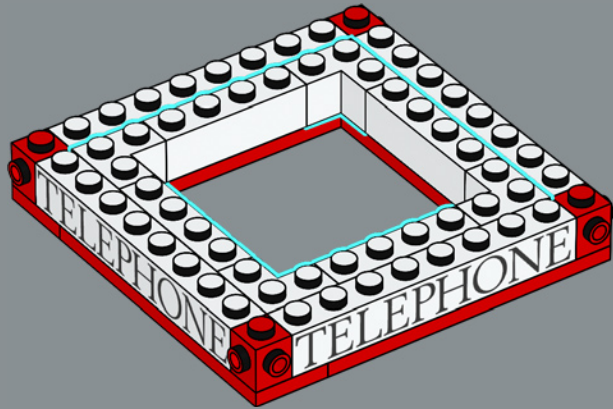


101

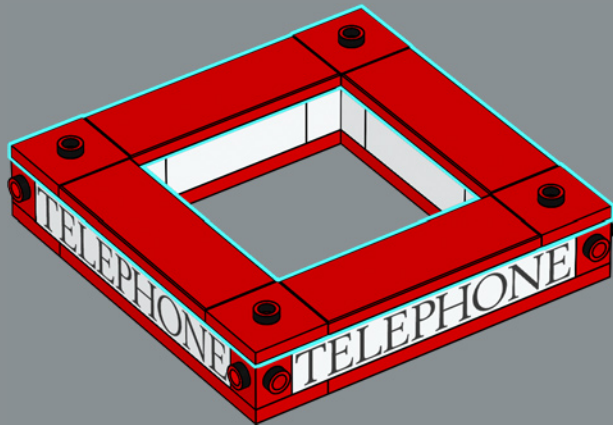




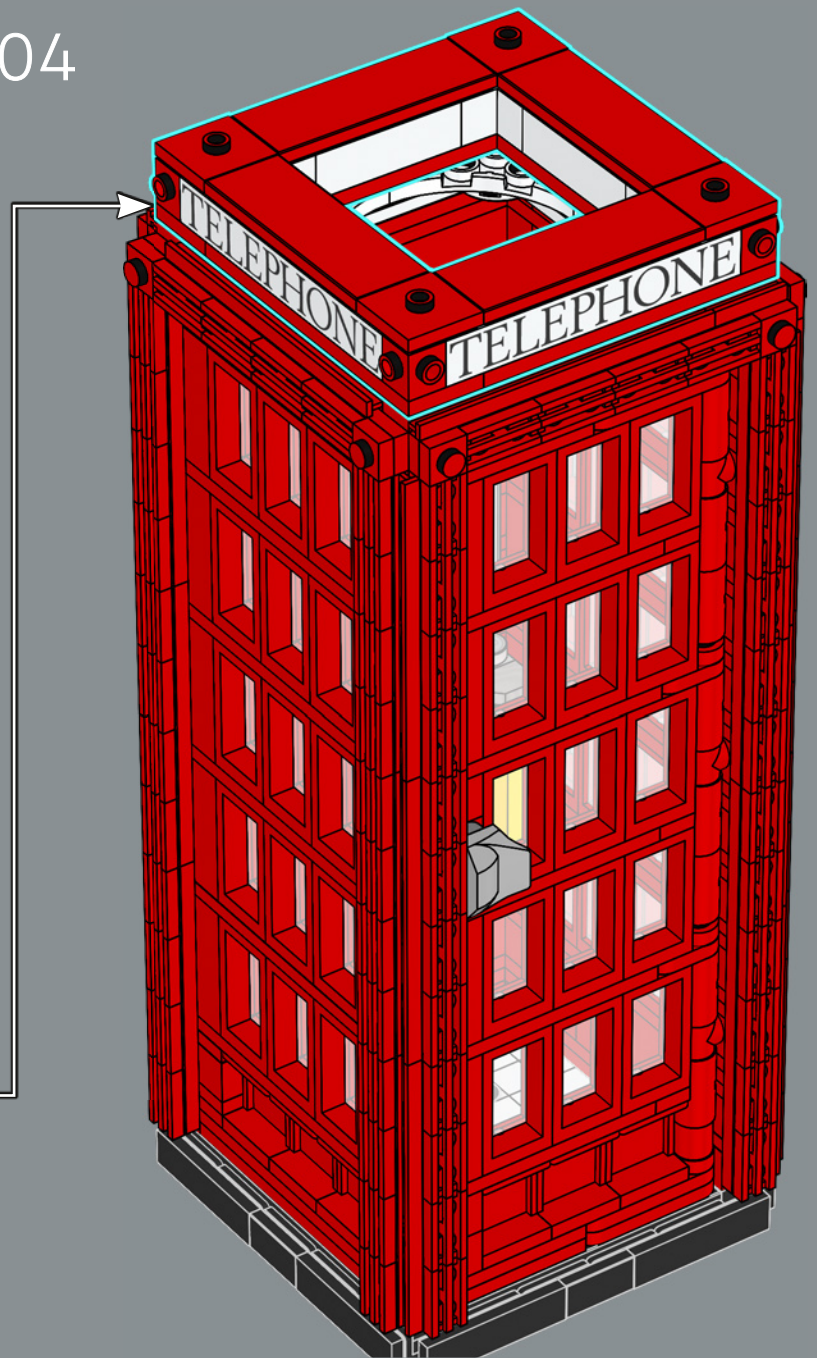
102



103




104

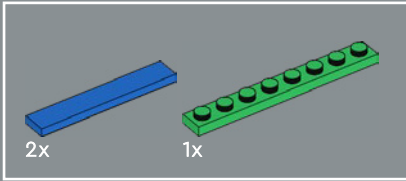
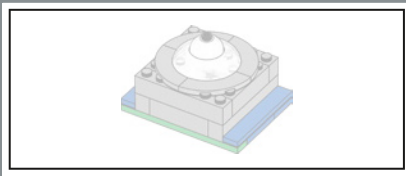




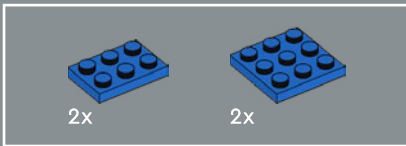
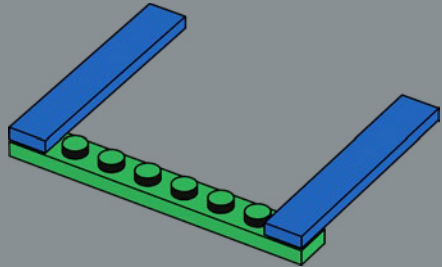
8x

105

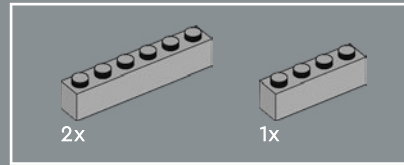
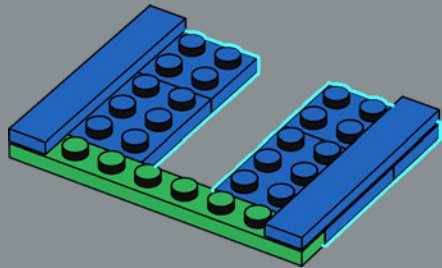




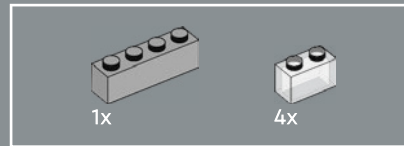
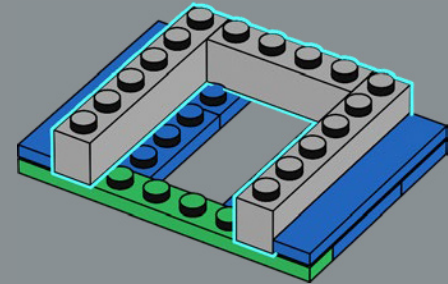
106



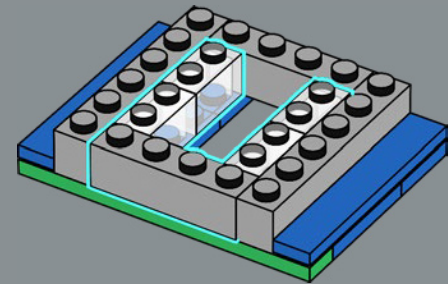
107



108



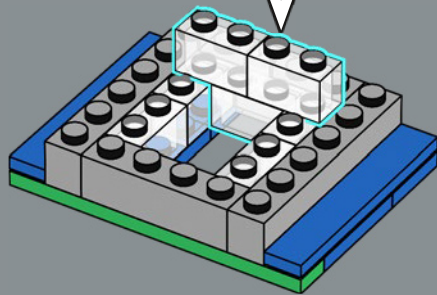
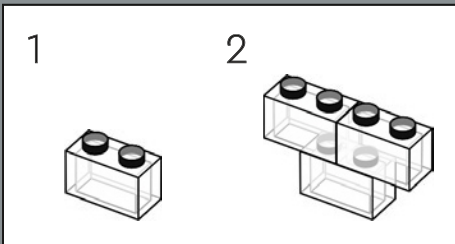
109





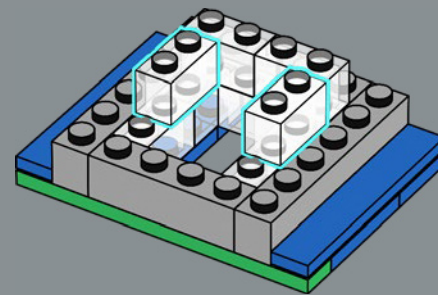
3x

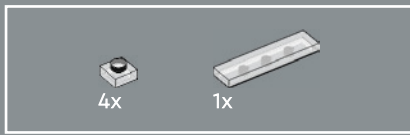
110



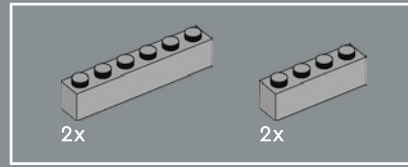
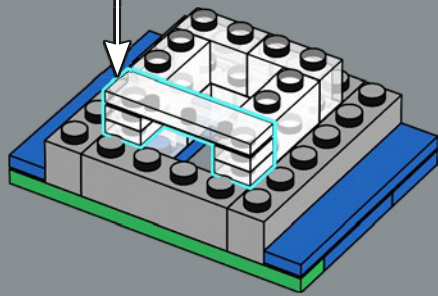
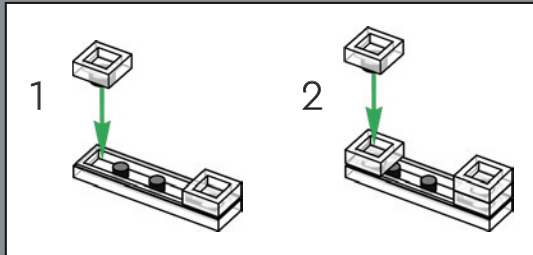
2x

111

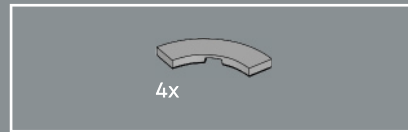
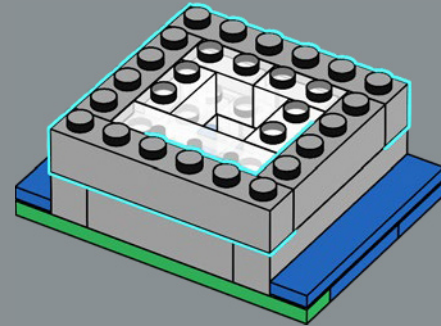




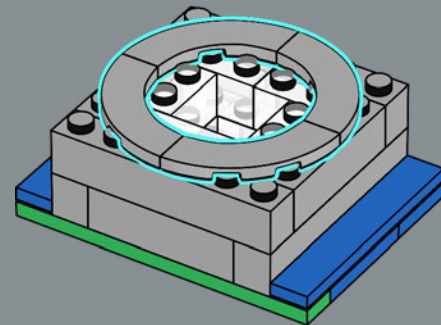
112

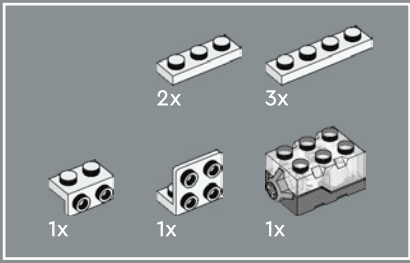


113

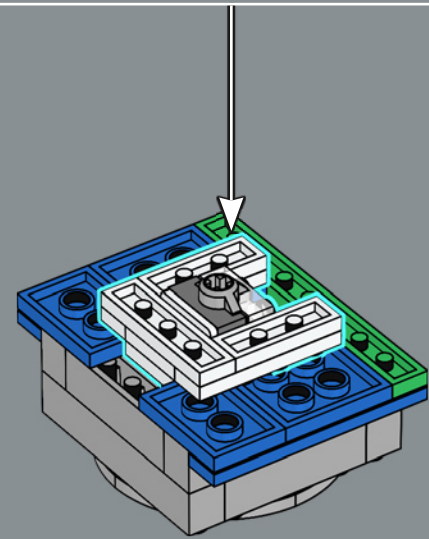
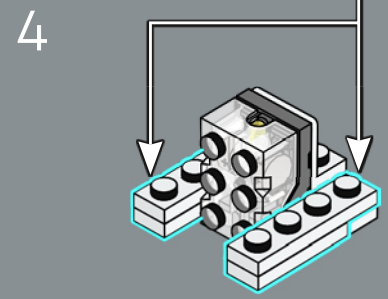
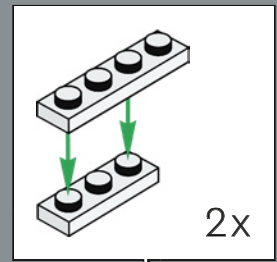
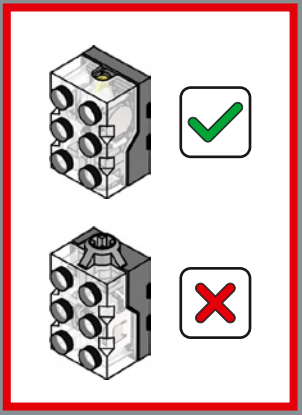
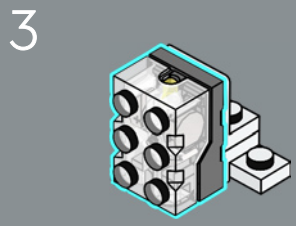
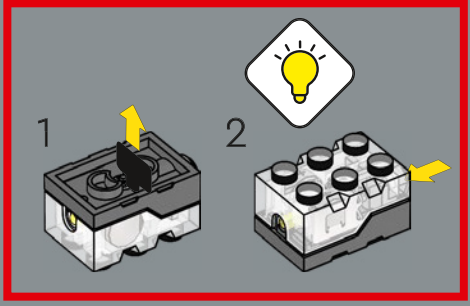
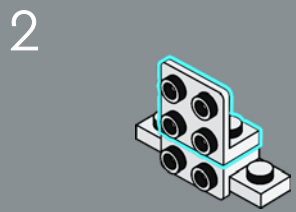
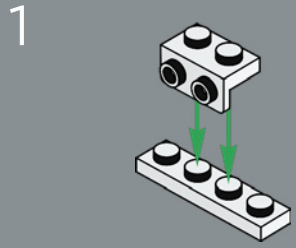


114

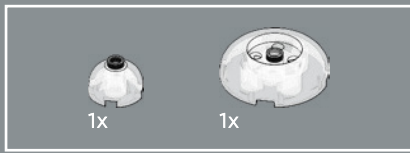




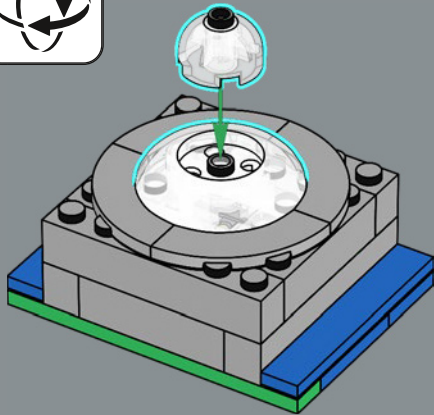
115



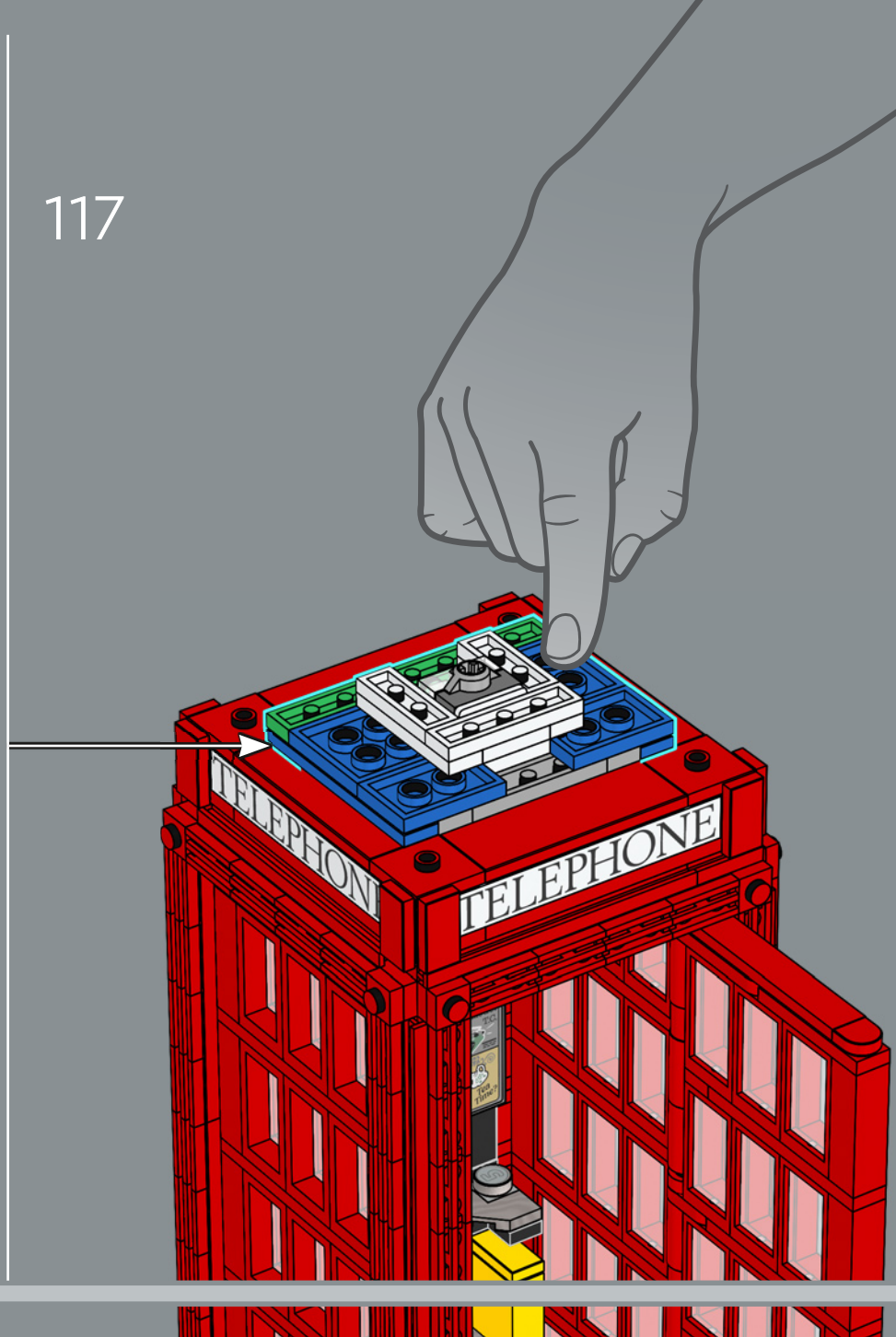


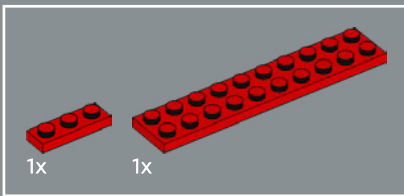
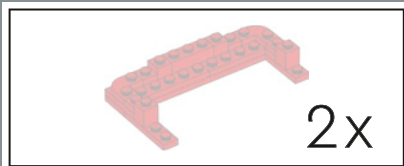
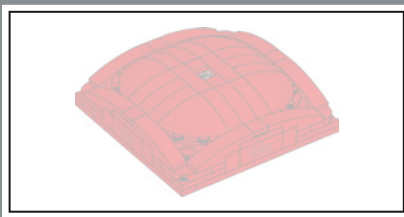


116

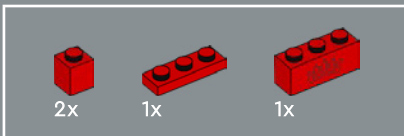
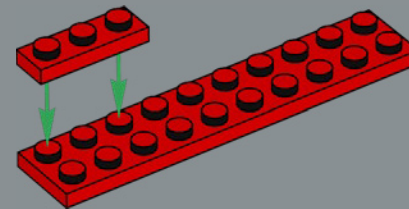


117

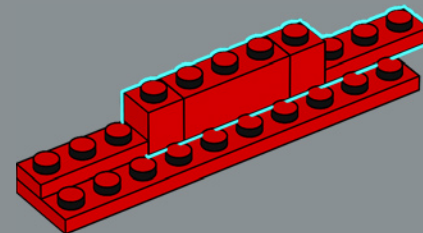


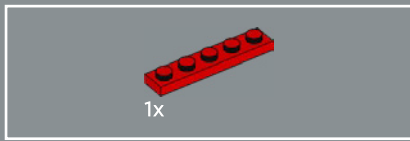


118

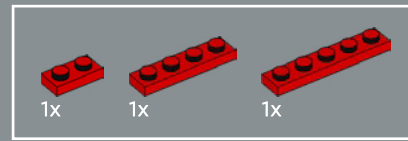
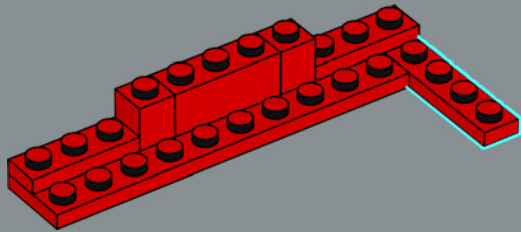


119

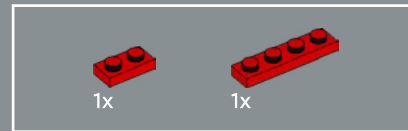
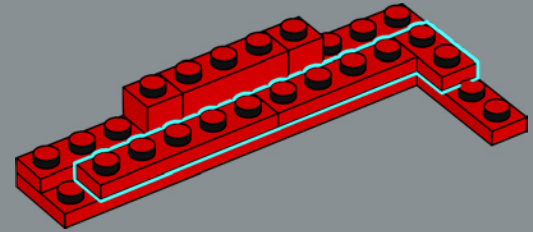




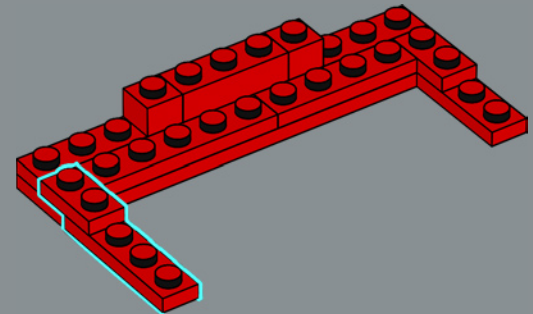
120

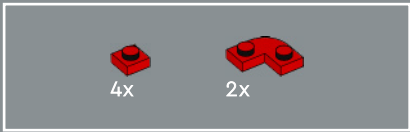


121

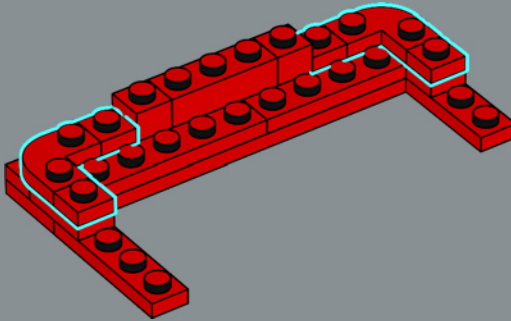


122

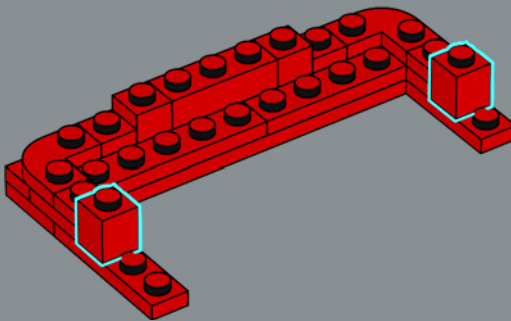




123

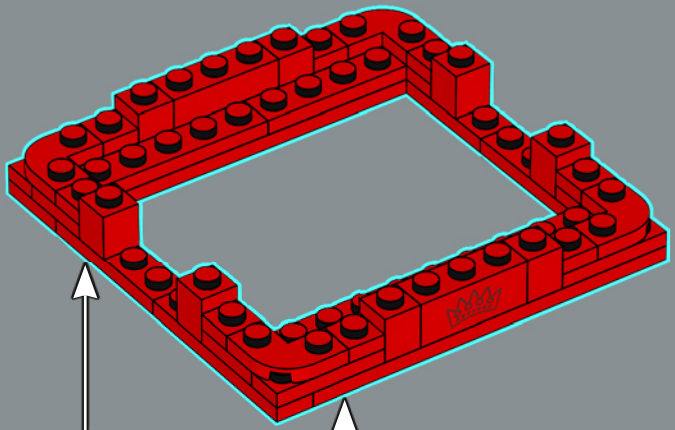


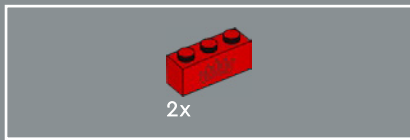
124



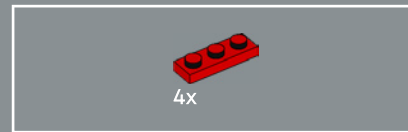
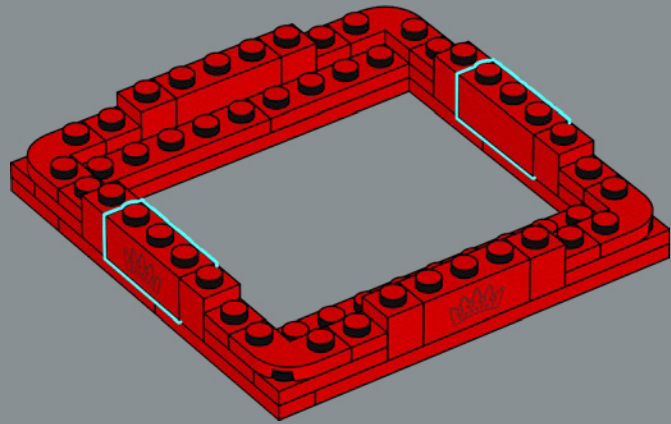
2x

125

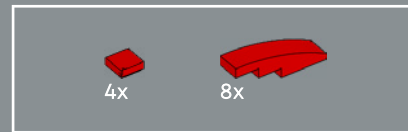
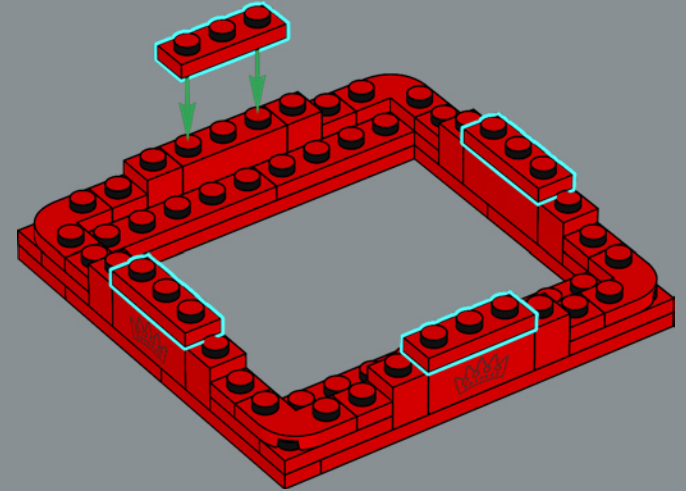




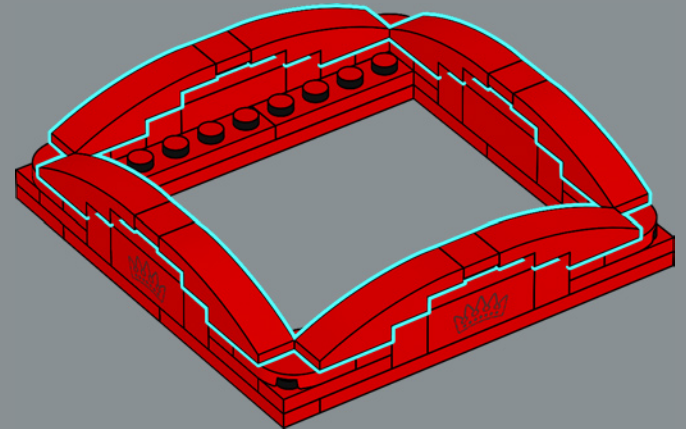
126

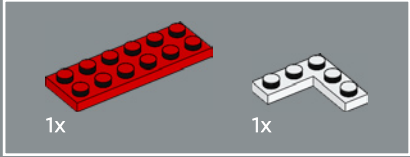



127

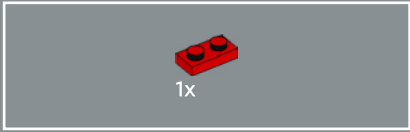
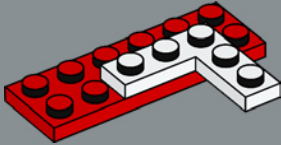


128

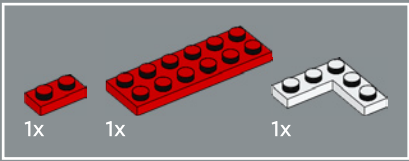
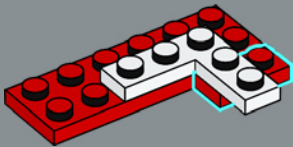




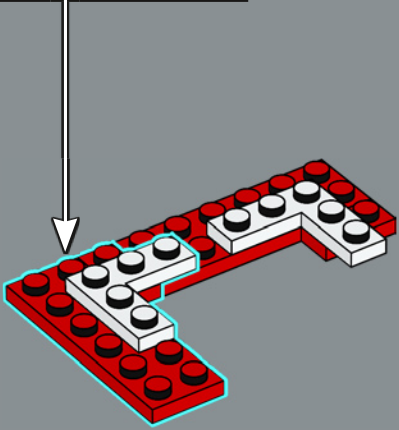
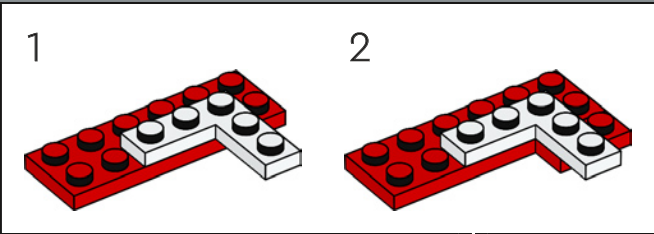
129




130

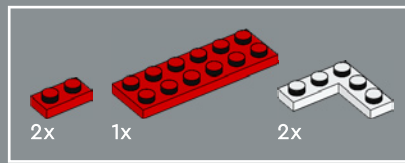
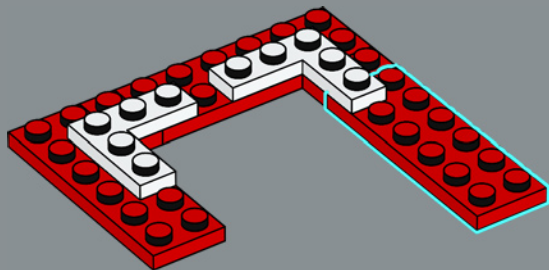


131

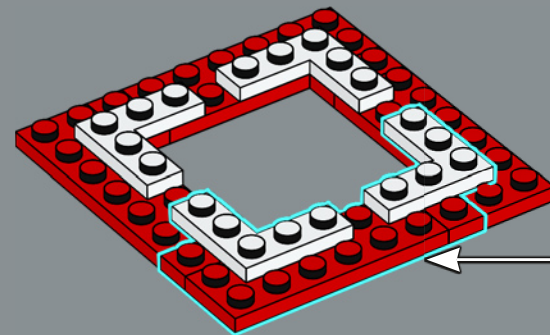
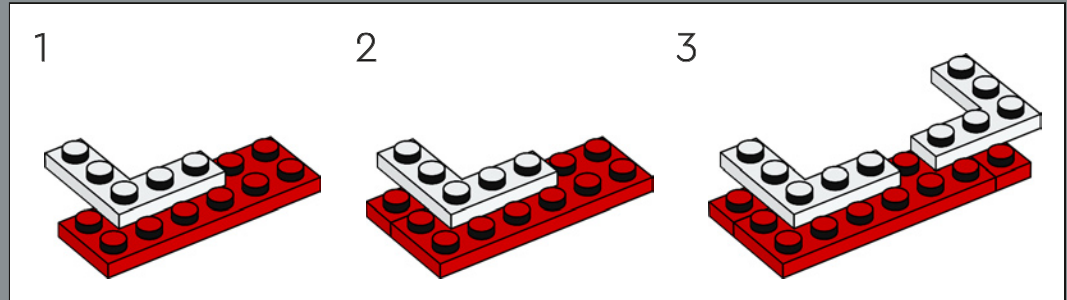




132



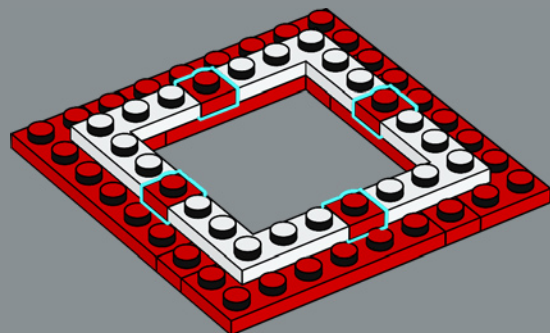
133





4x

134

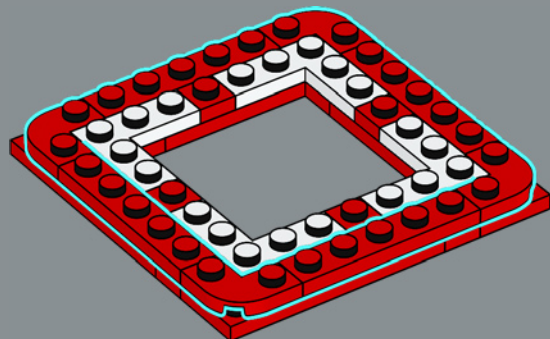


4x




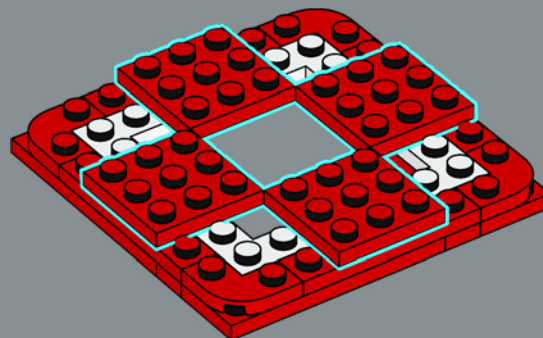
4x

135



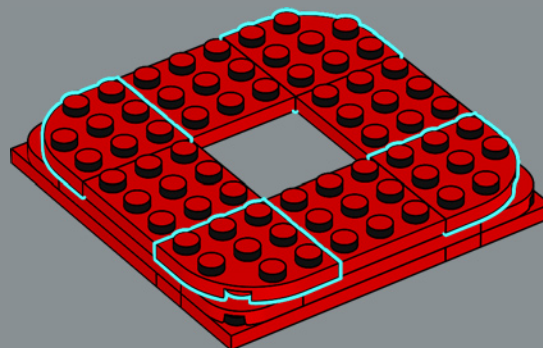
4x

136

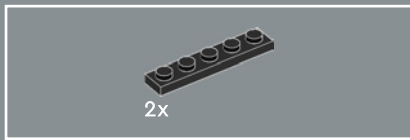


4x

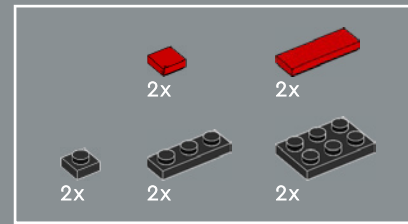
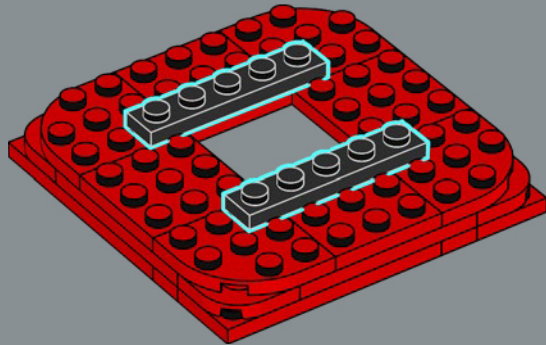
137



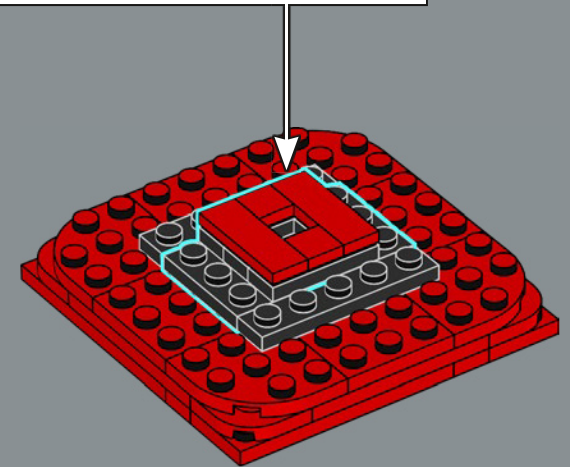
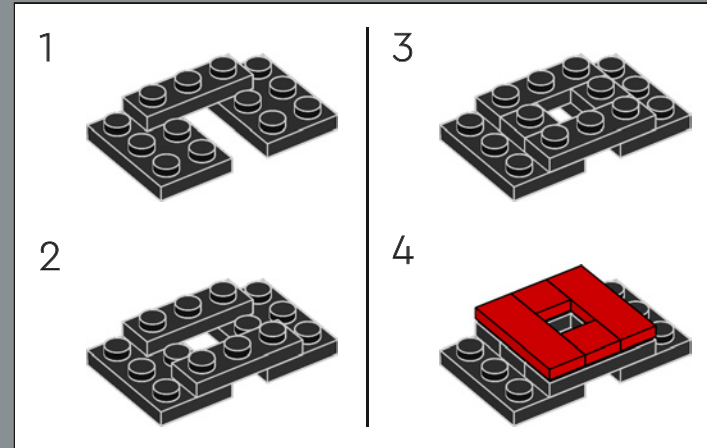


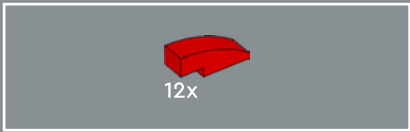


138

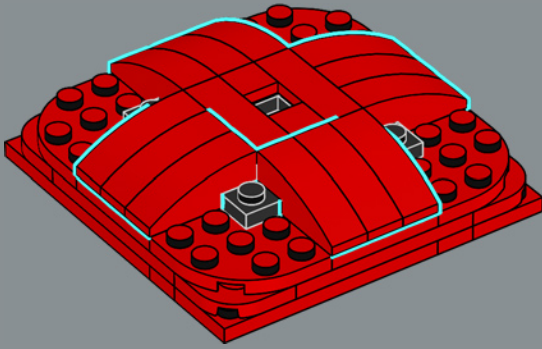


139

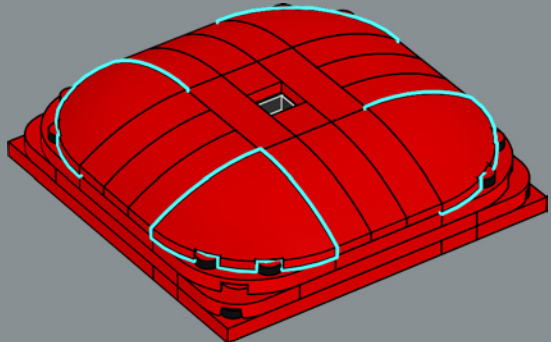




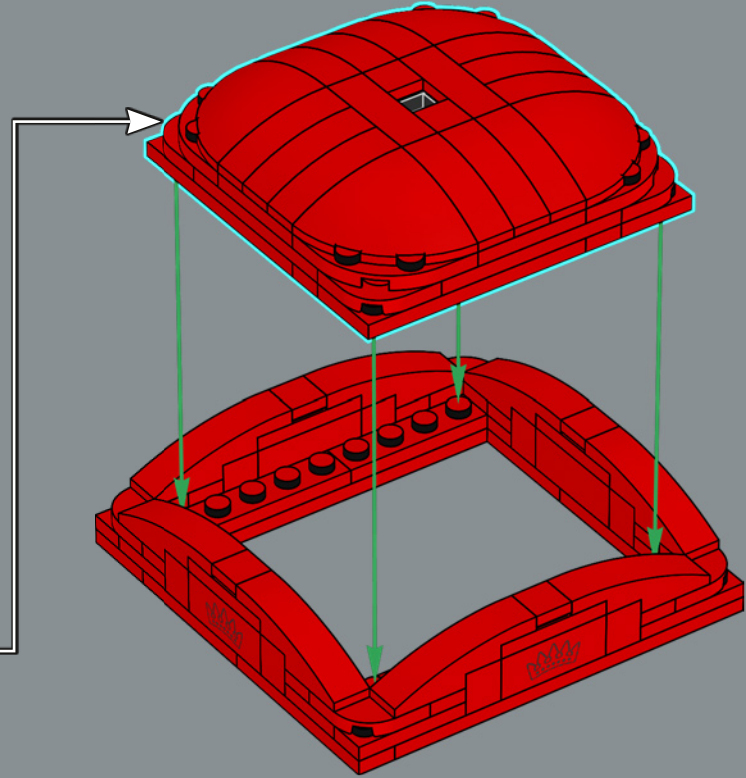
140




141

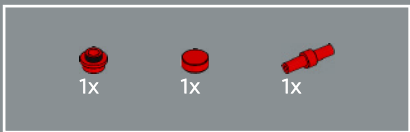


142


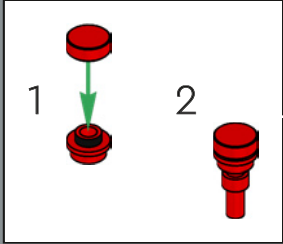


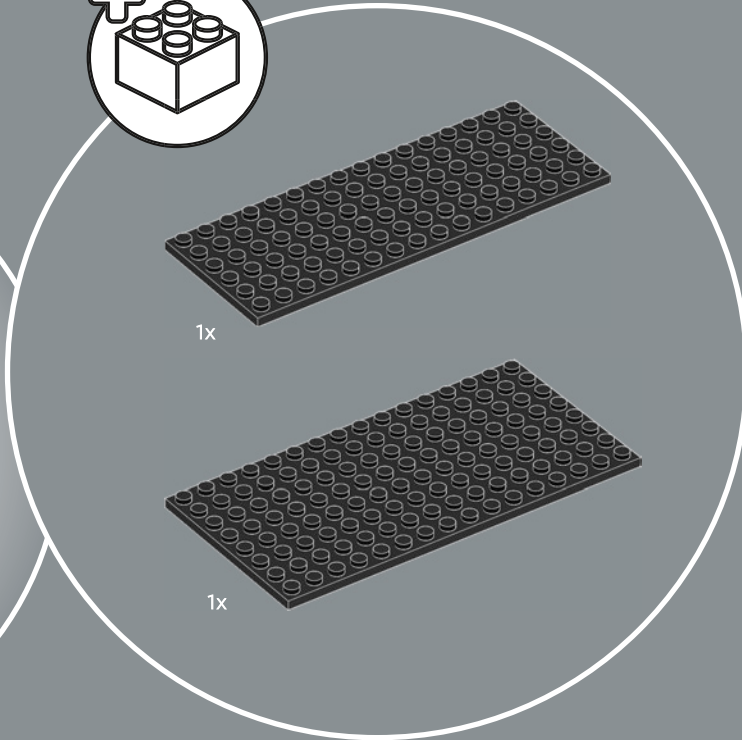
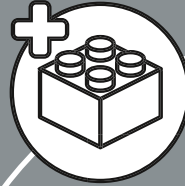
143










144



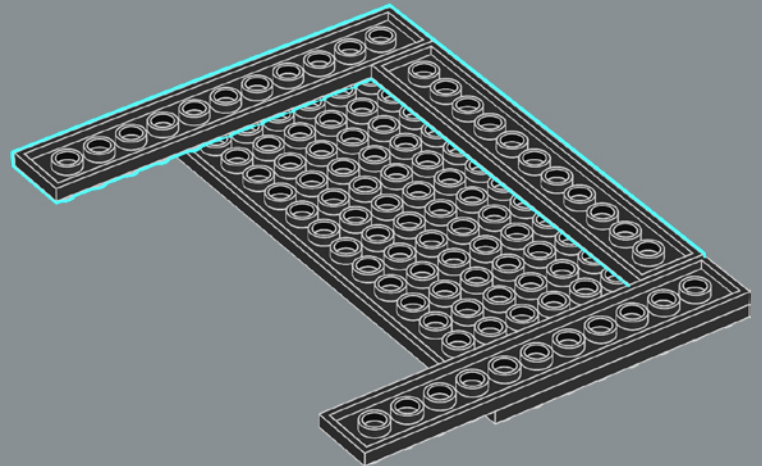


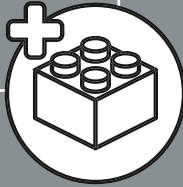



145

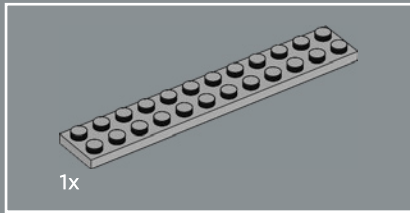



146

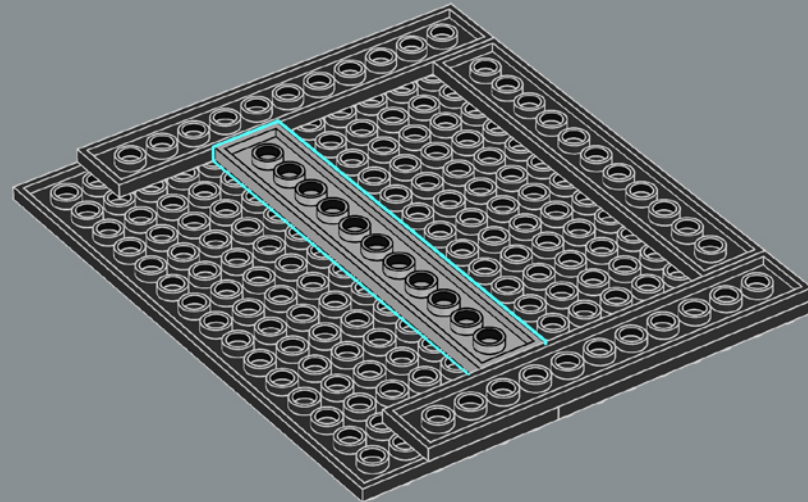





147





148






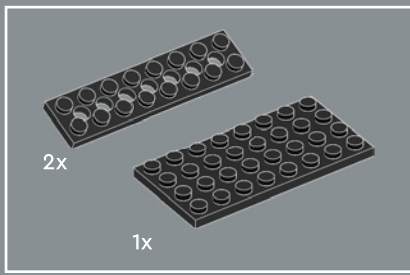
149




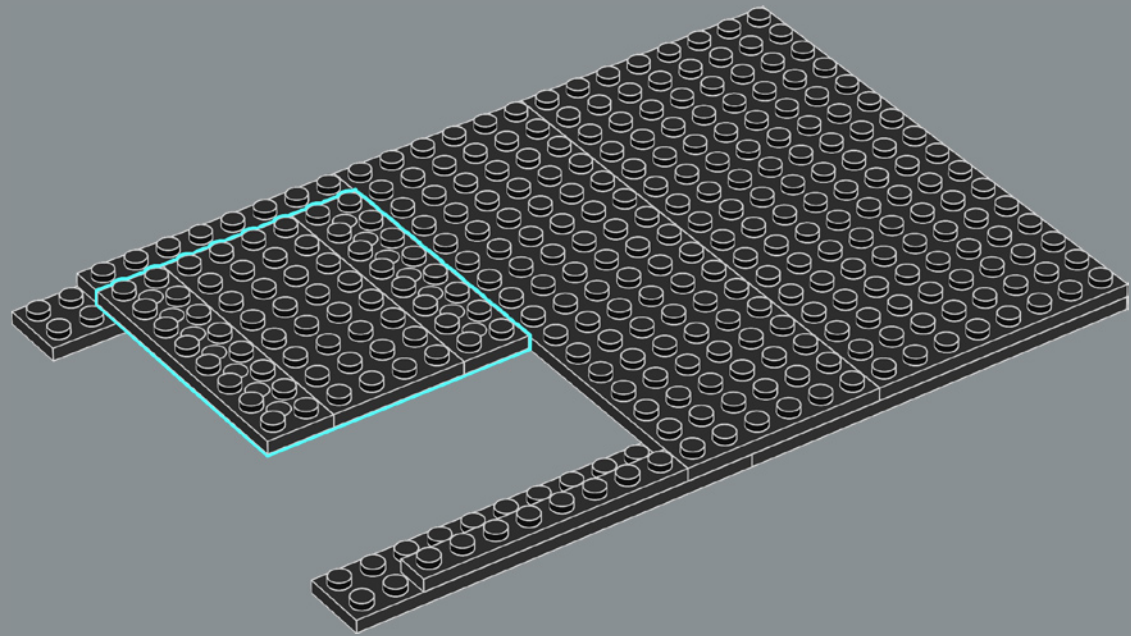
150






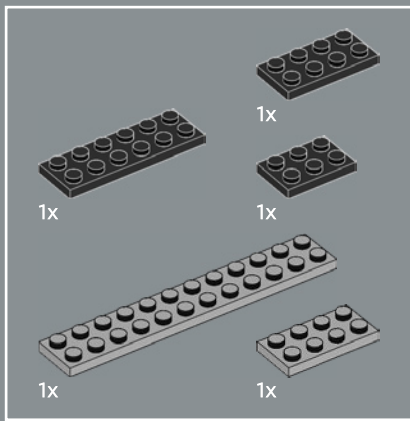


151




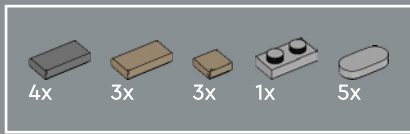
152



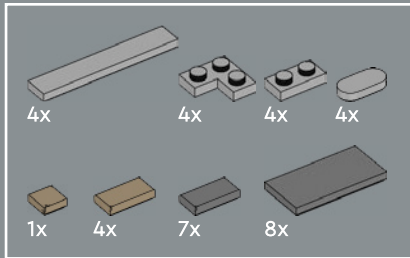



153

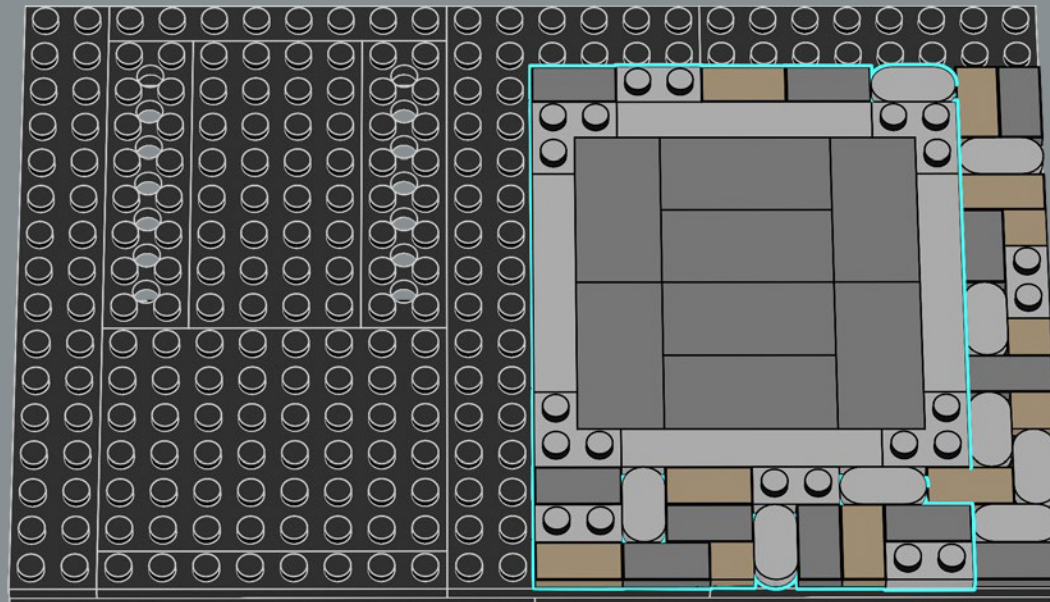


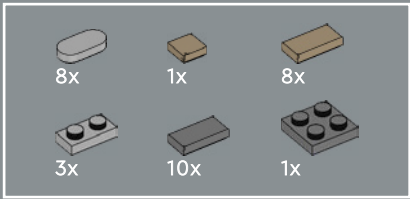


154

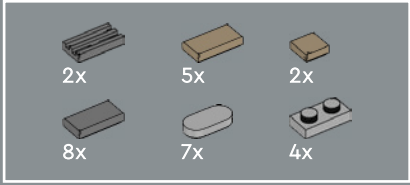
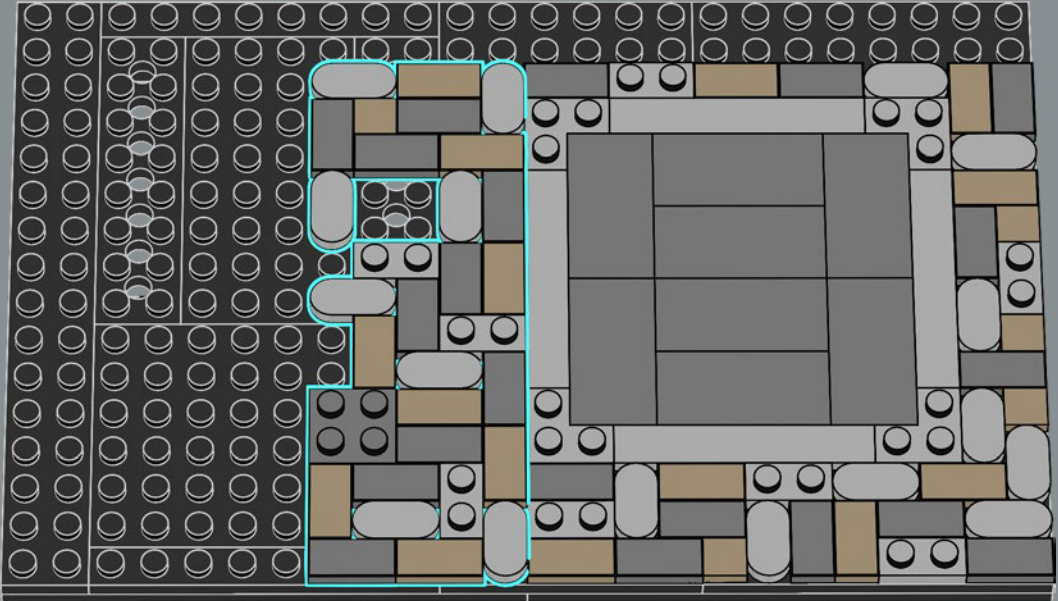


155

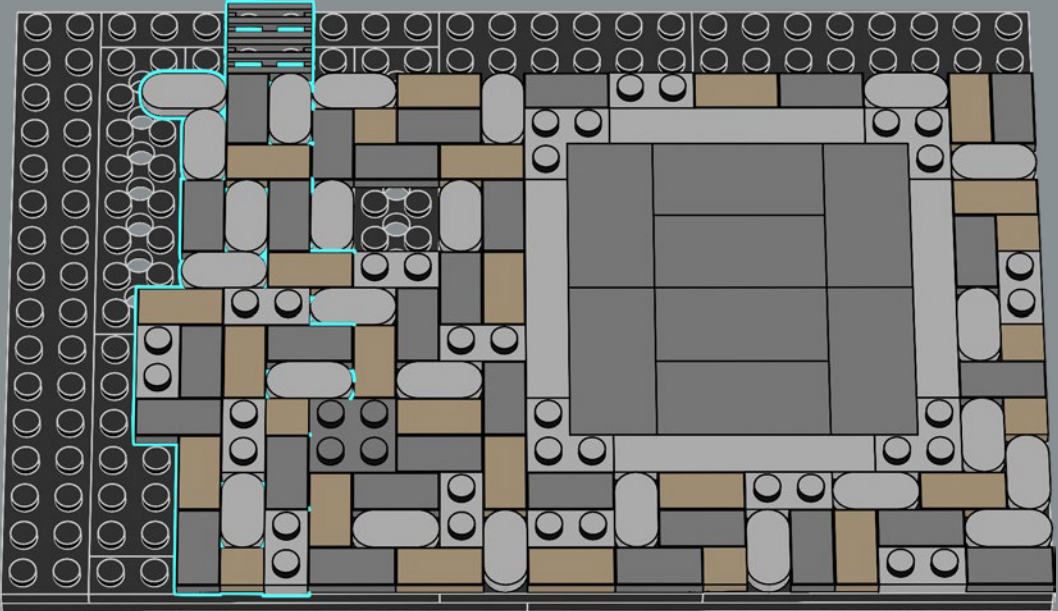


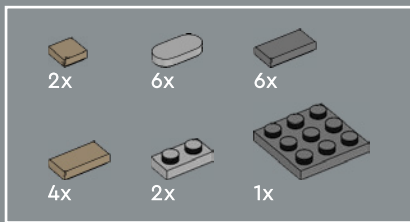


156

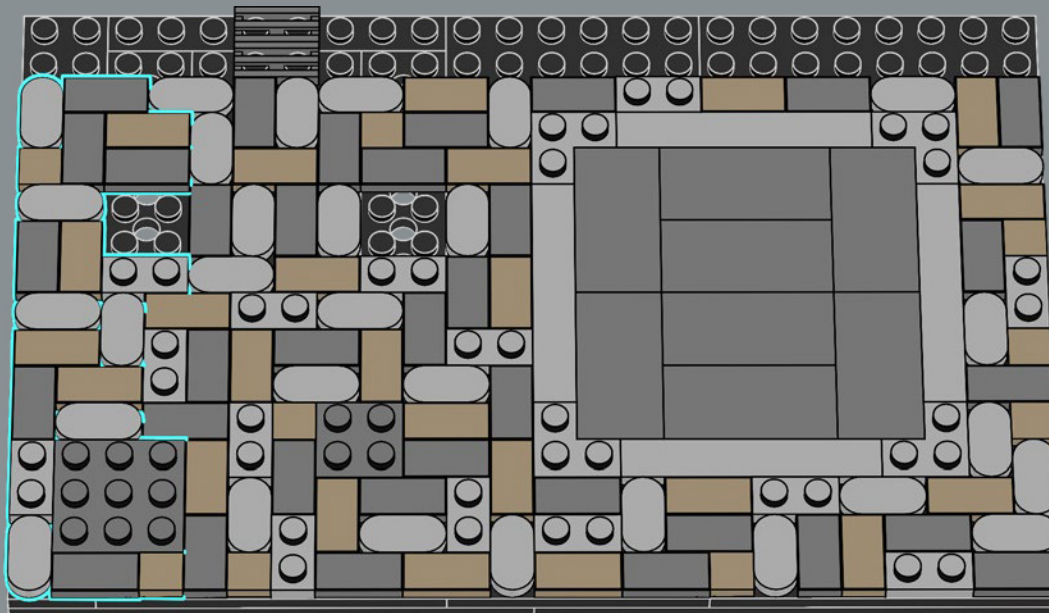


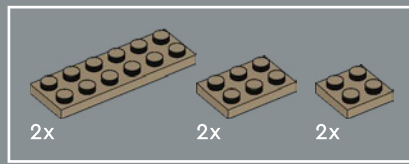
157



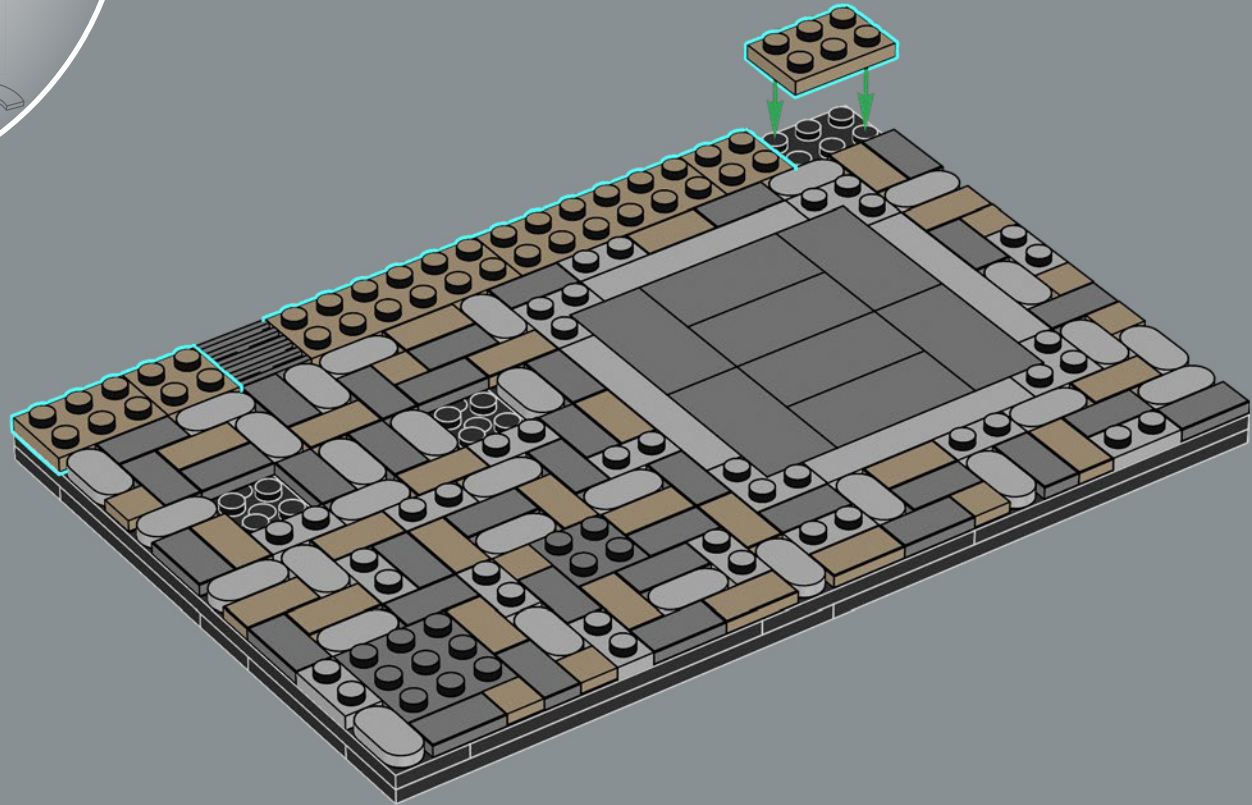


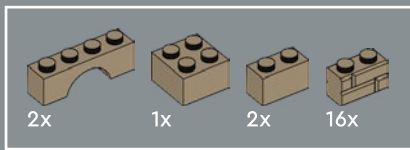
158



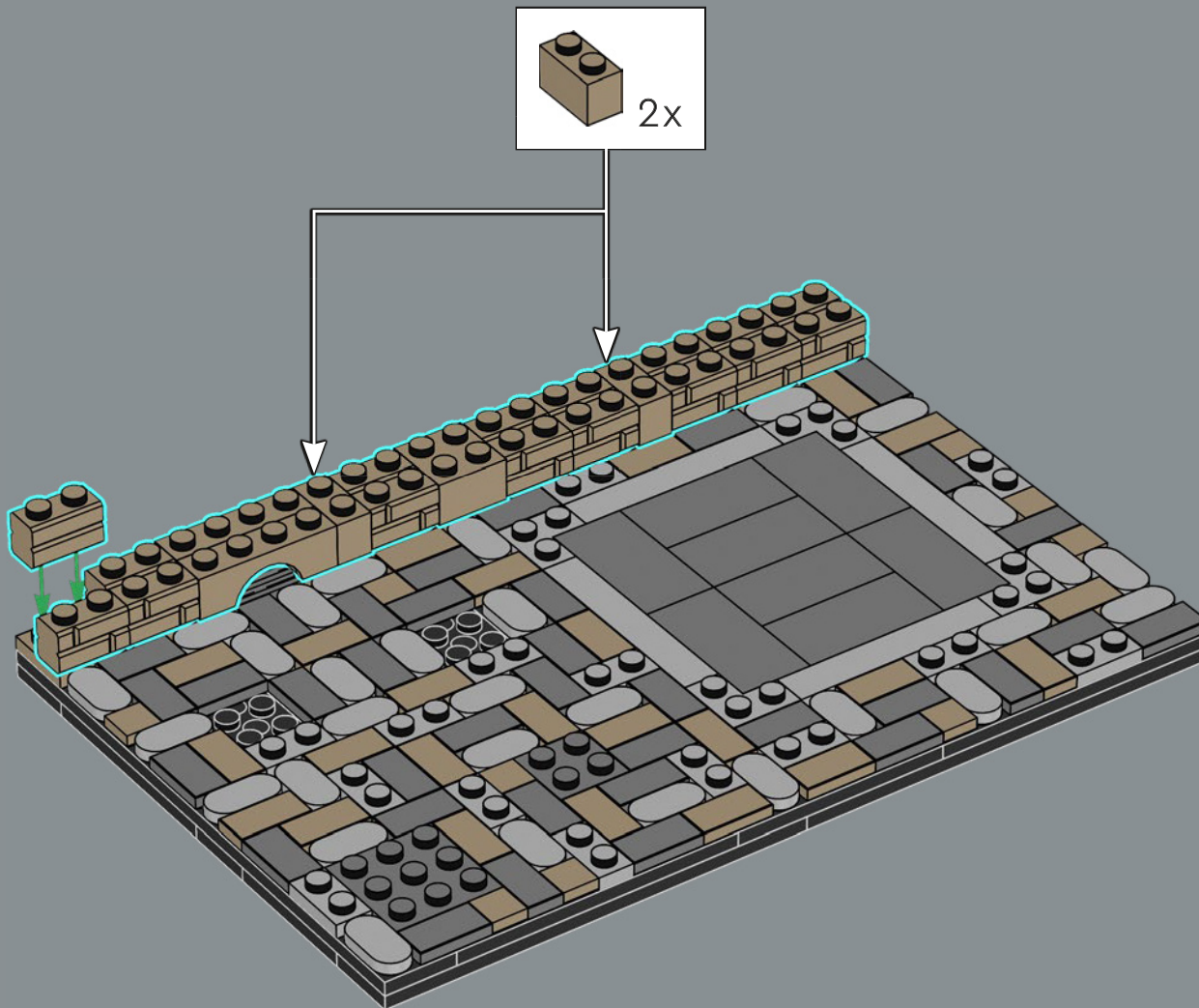


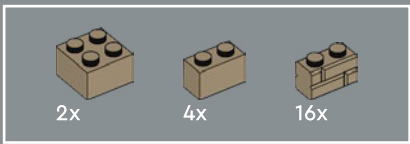
159



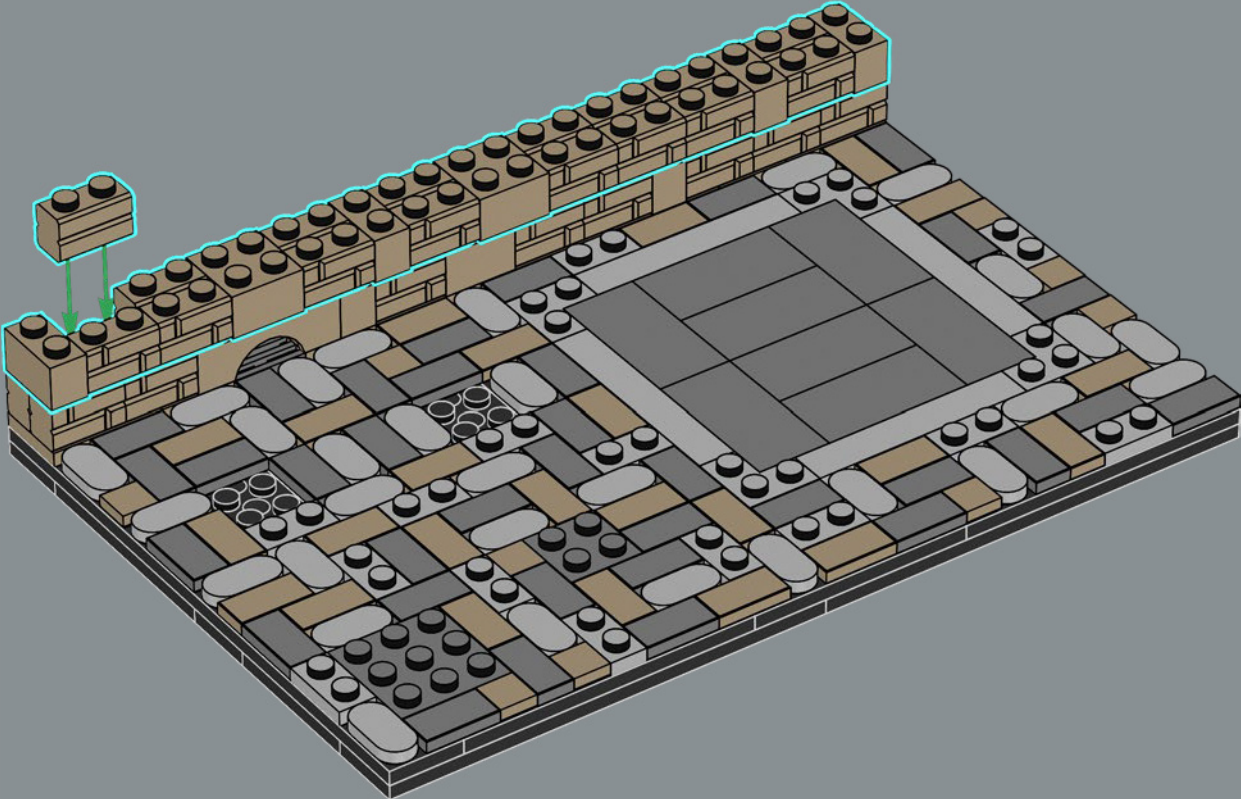


160

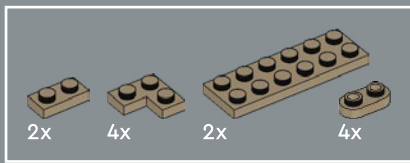




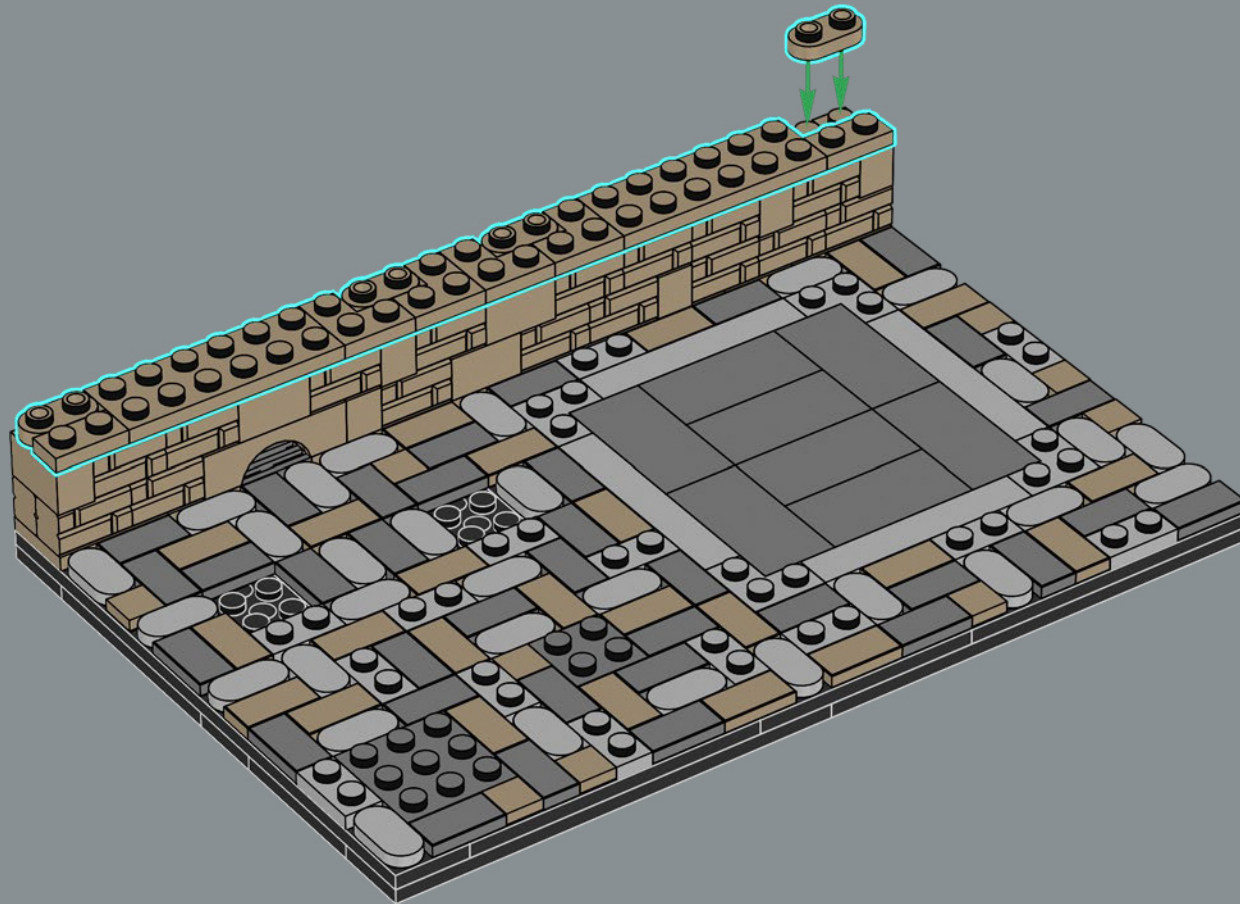
161

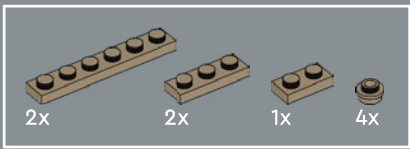




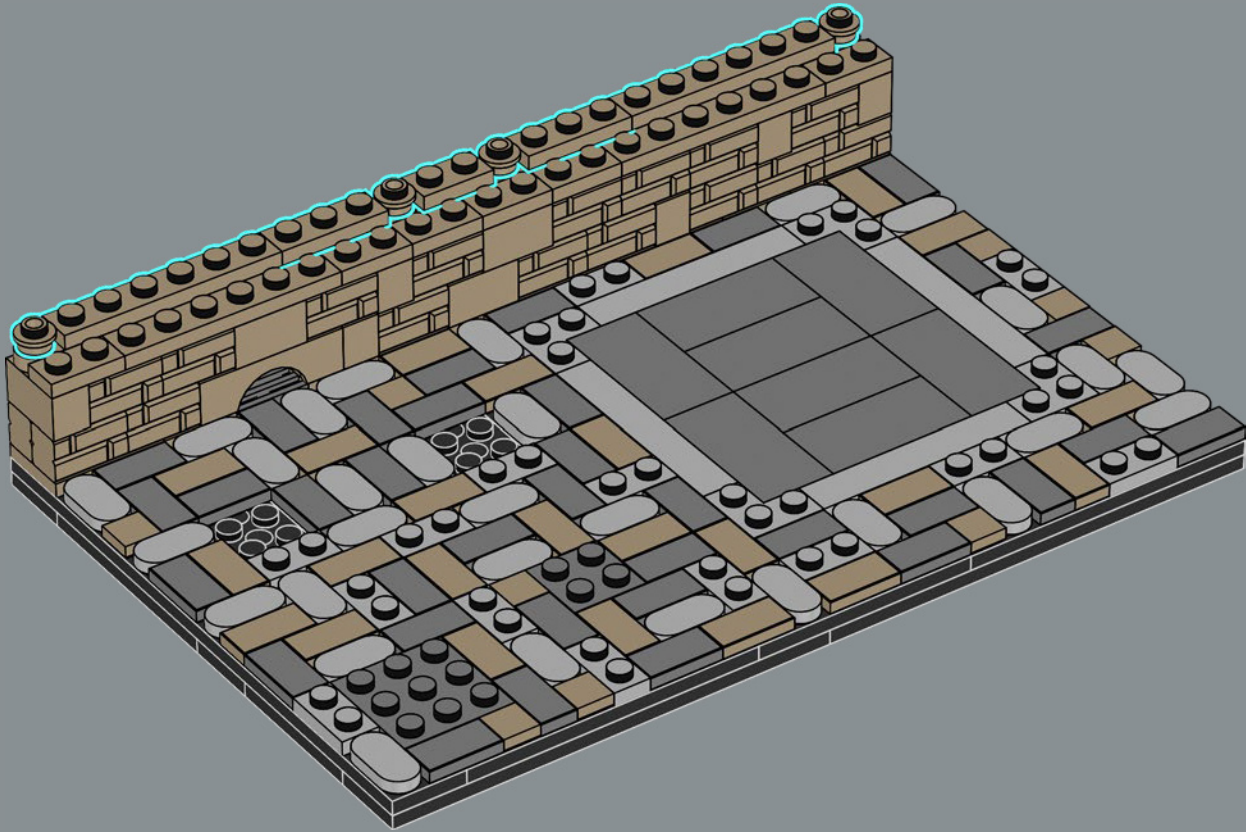


162



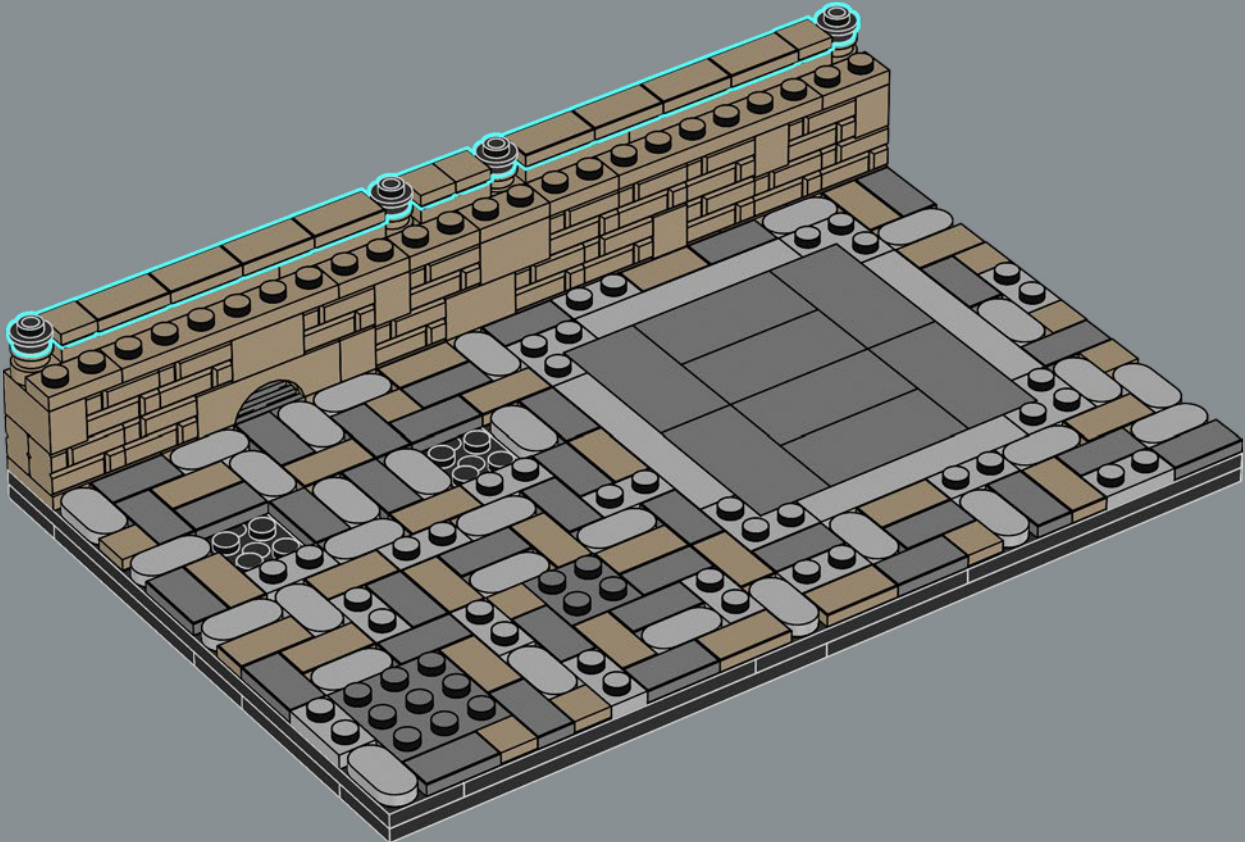


163





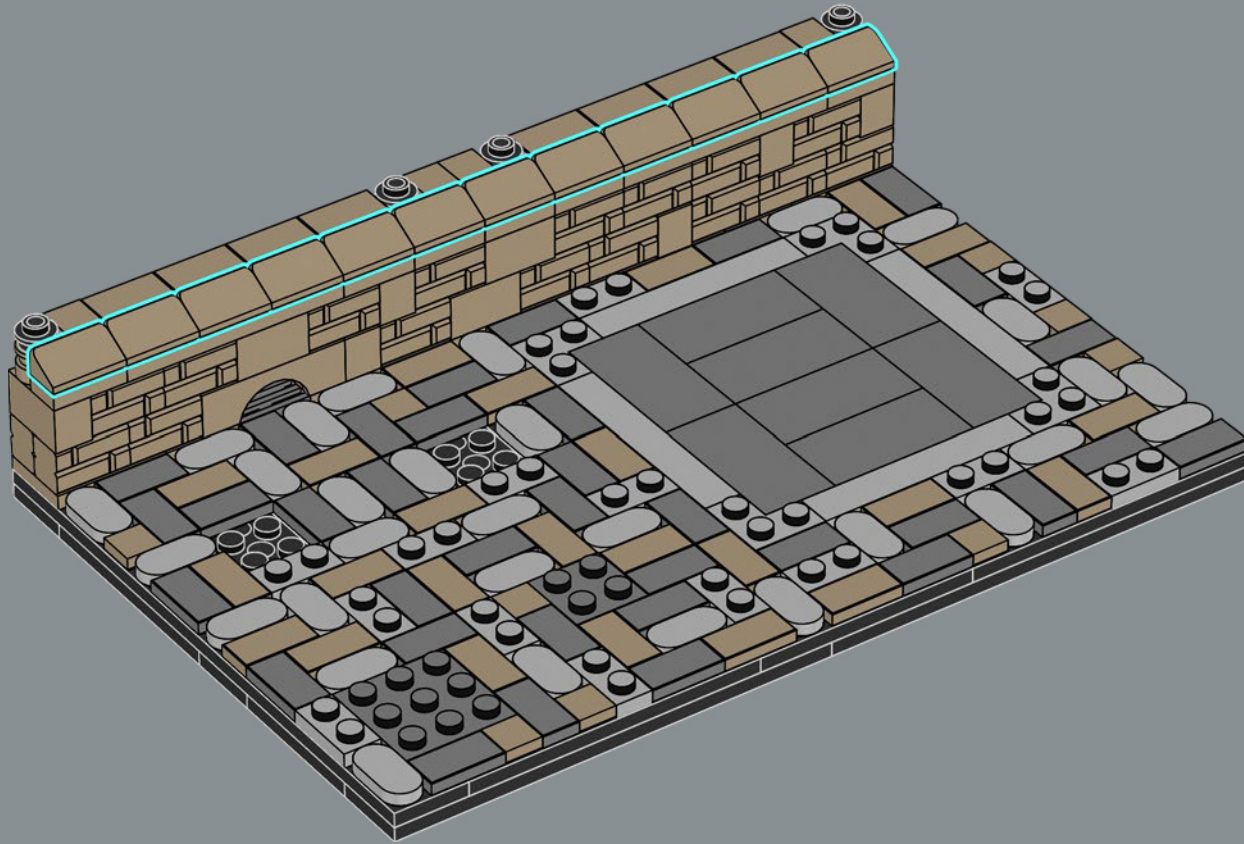
164





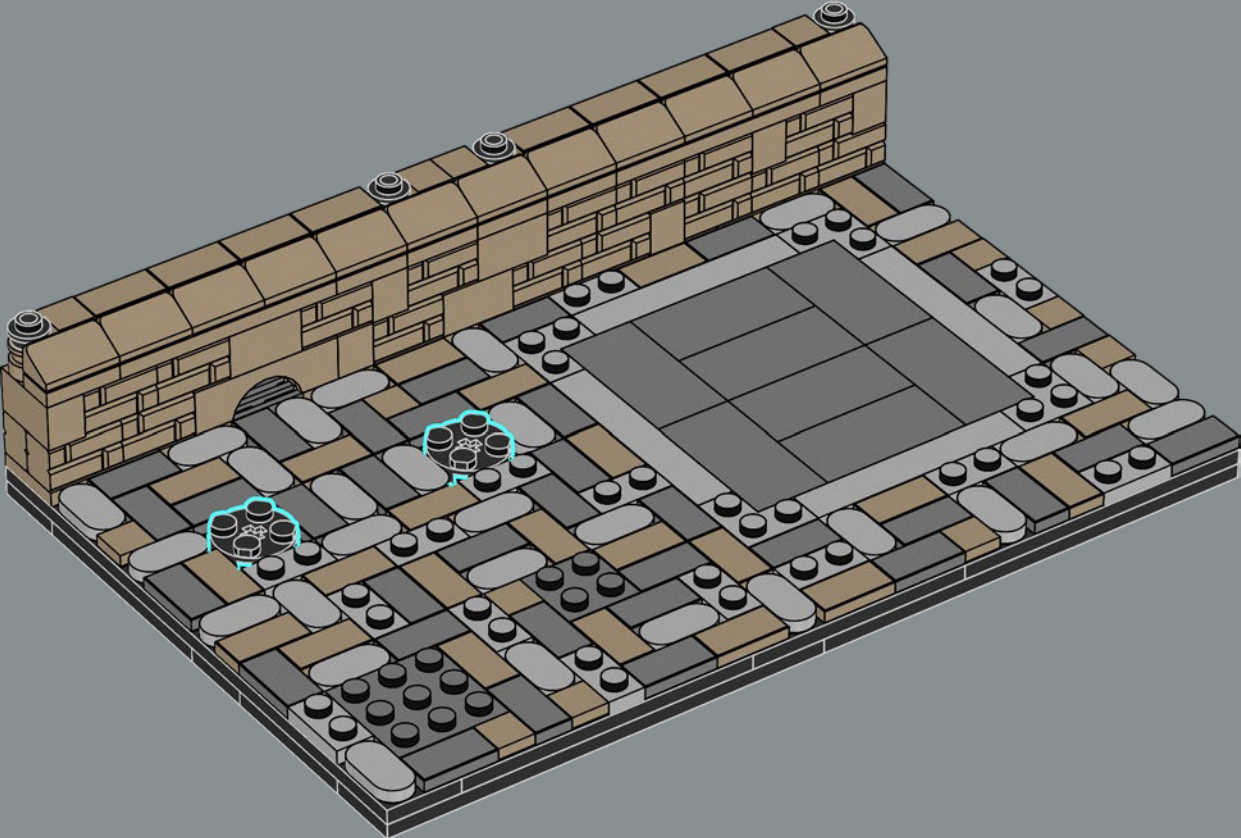
12x

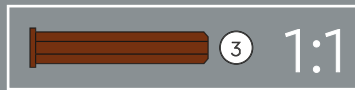
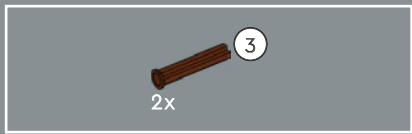
165



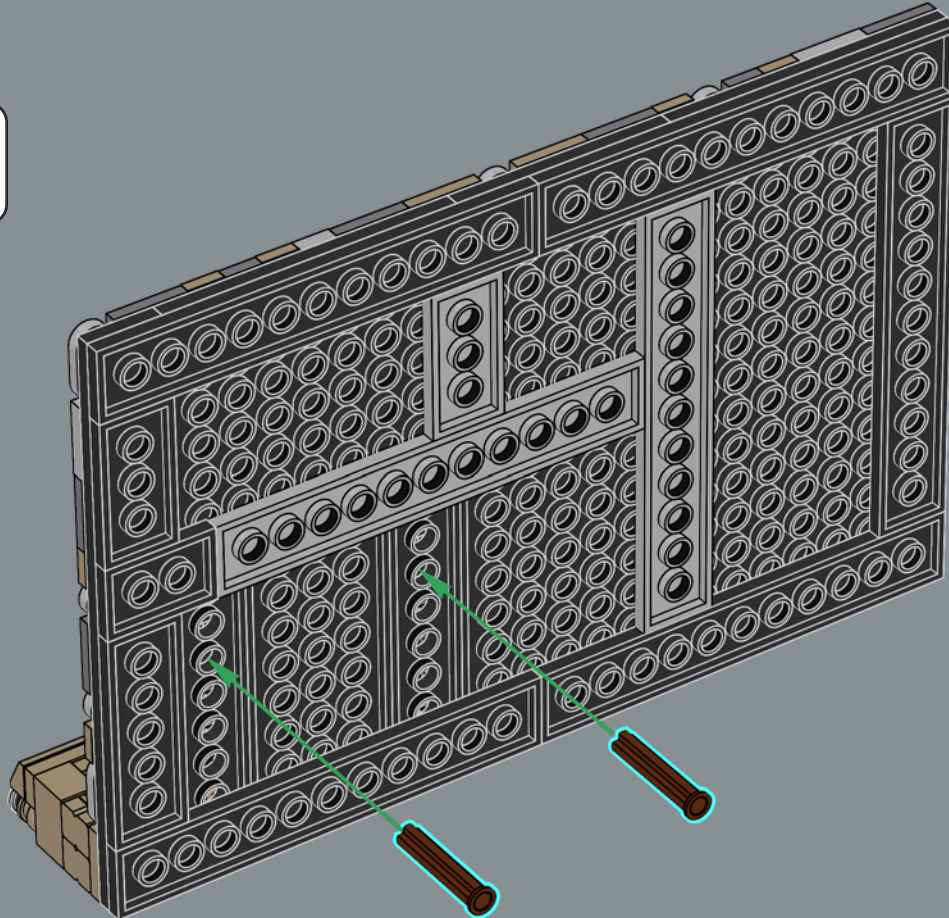


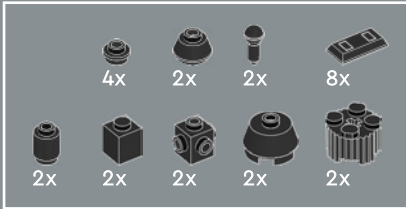
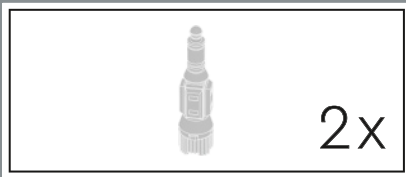
166



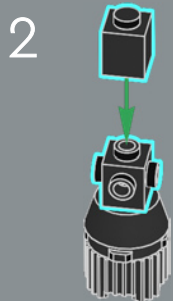
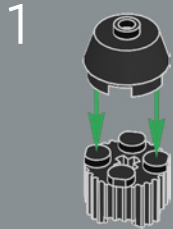


167

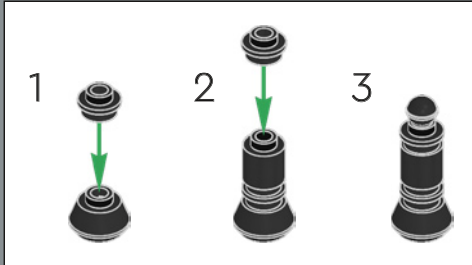




168



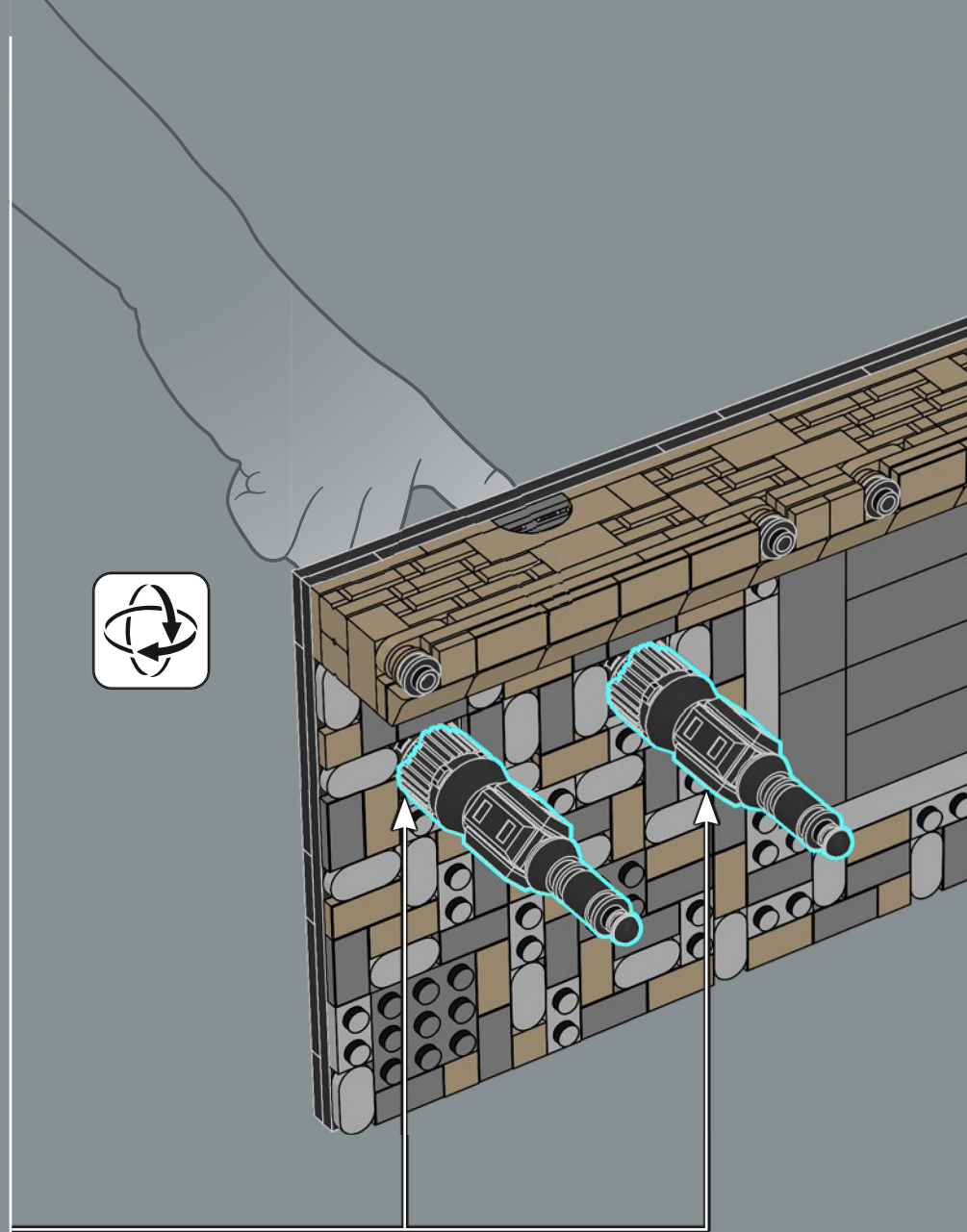
3


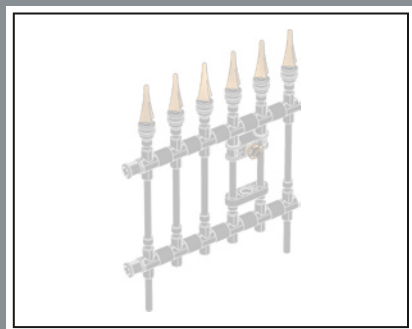


4

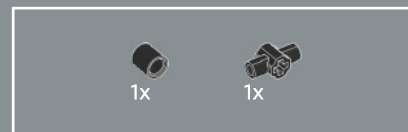



2x

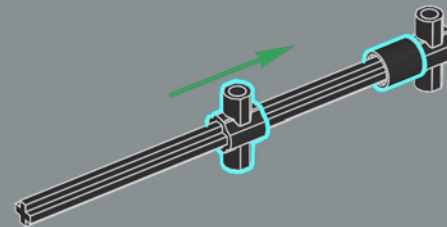




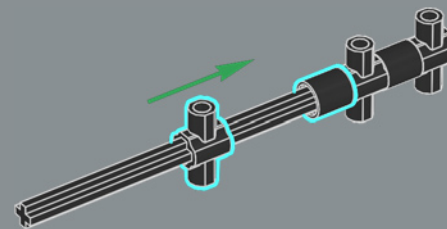
169



170



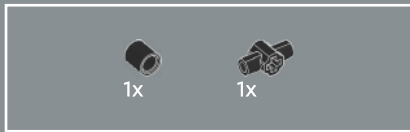
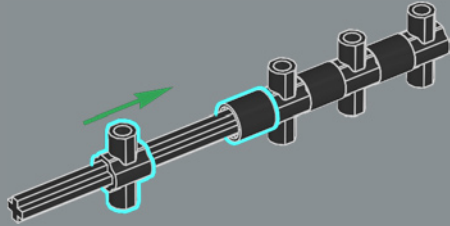
171



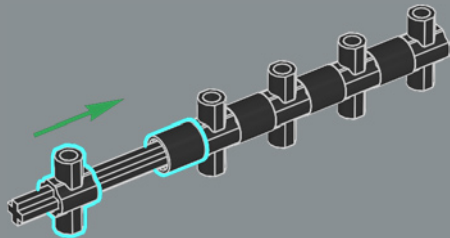




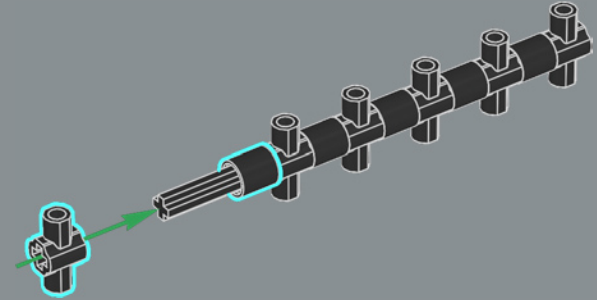
172



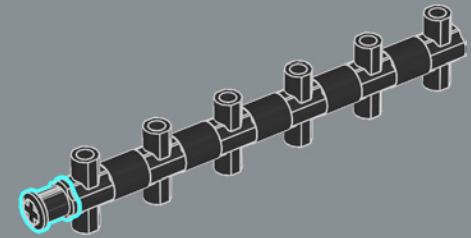
173



174

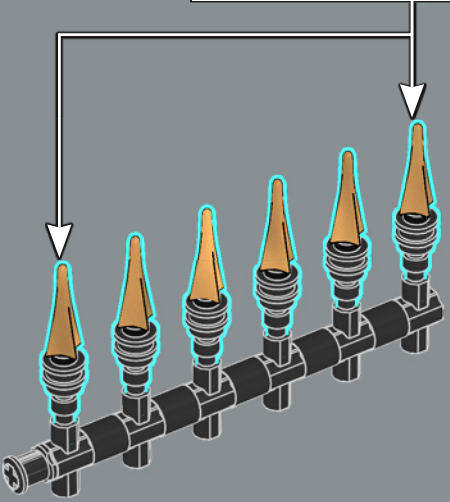
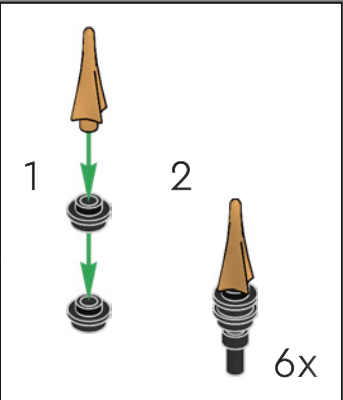


175

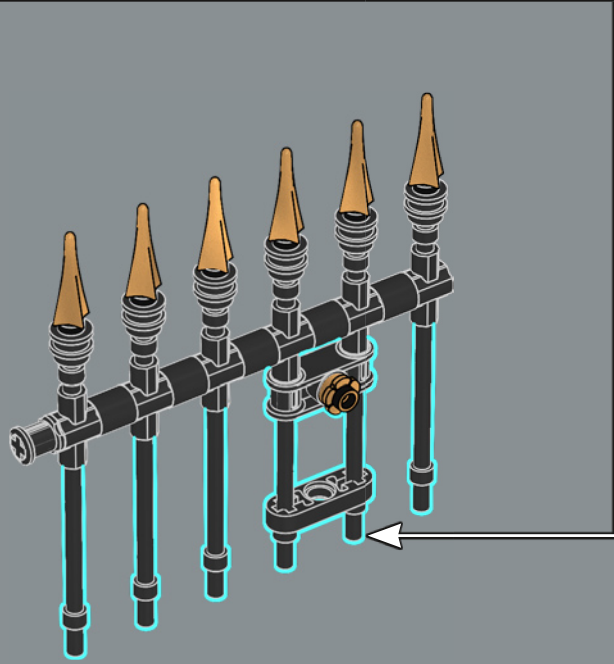
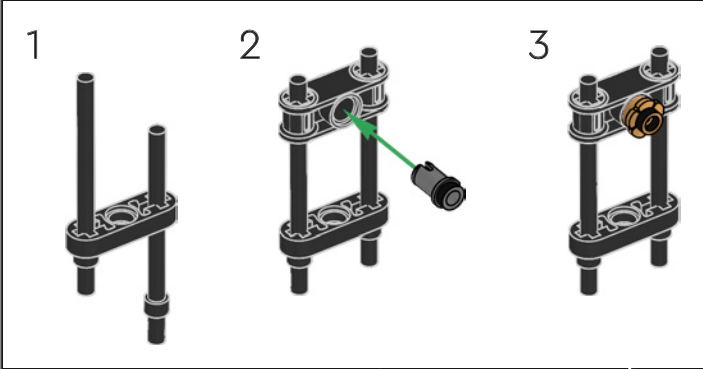


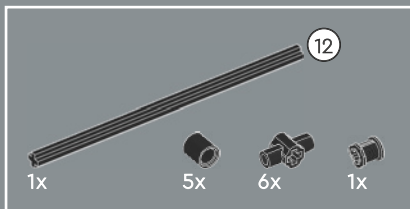


176


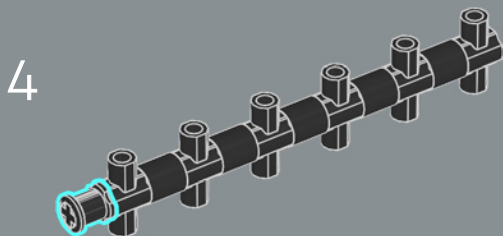
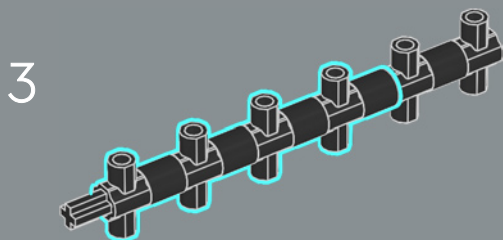
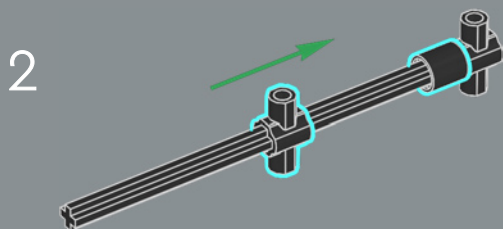



177






178





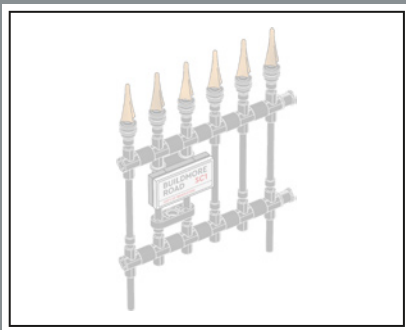


179




180

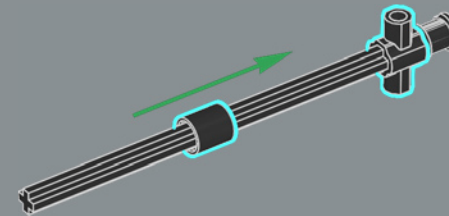




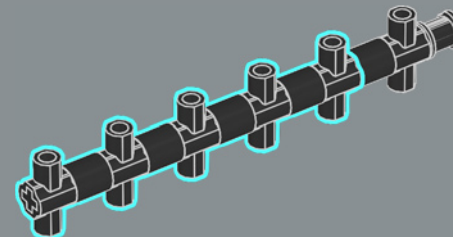
181



182

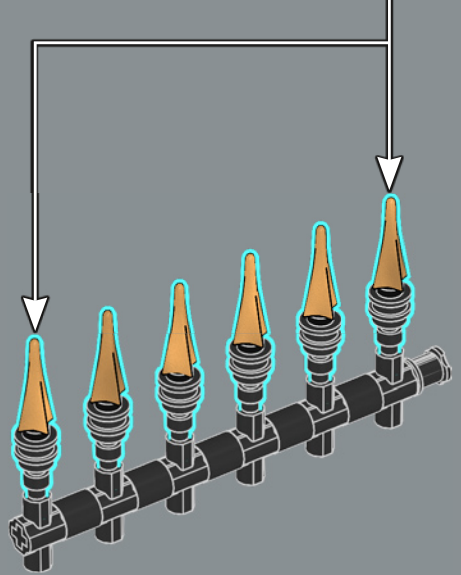
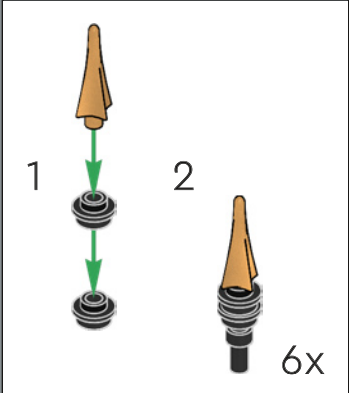


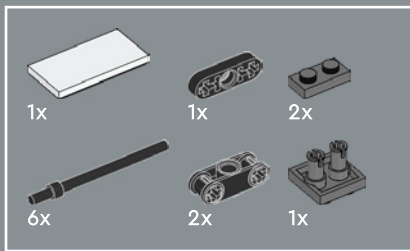
183





184



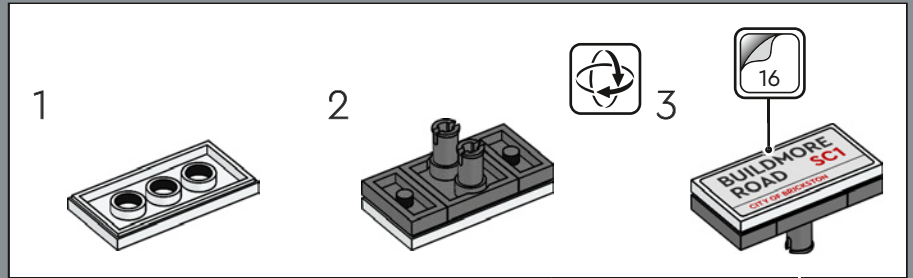


185

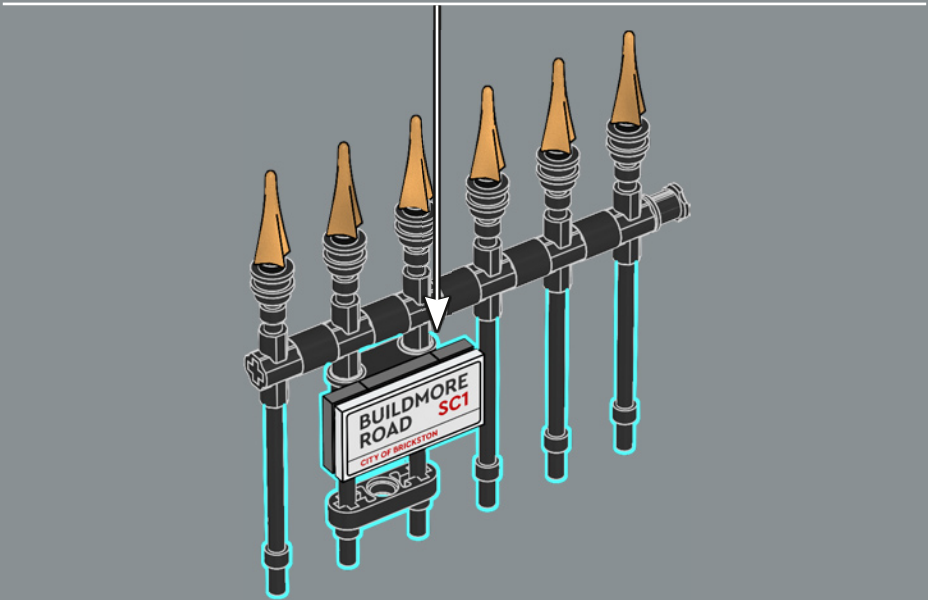
1

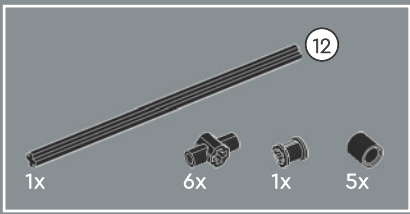


2




3



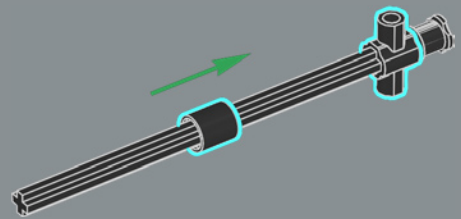


186

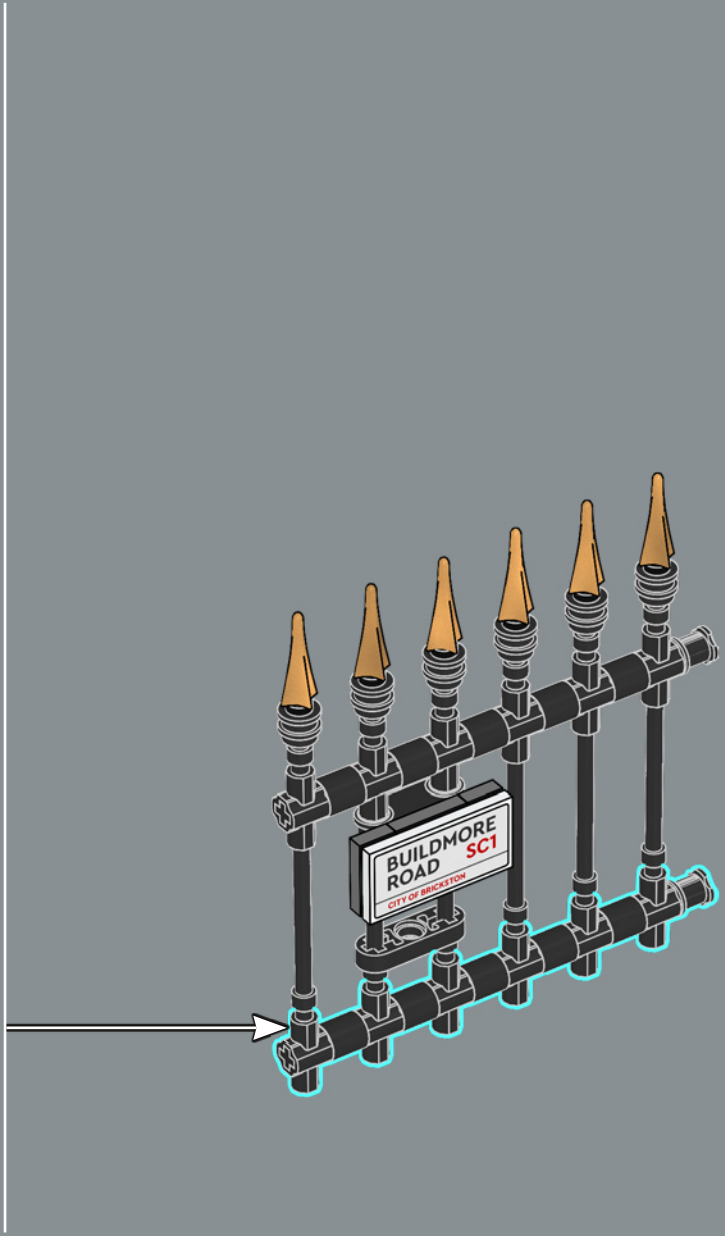
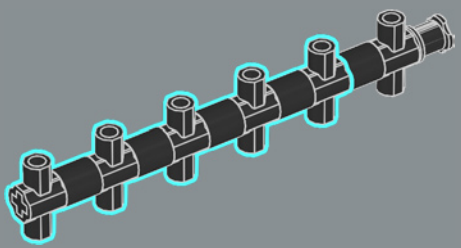
1



2



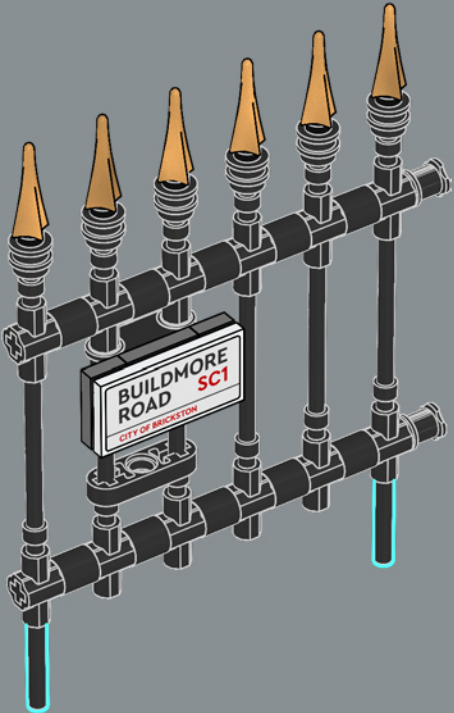
3






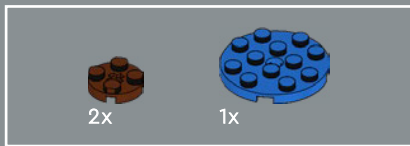


187

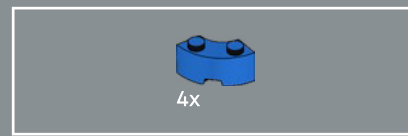
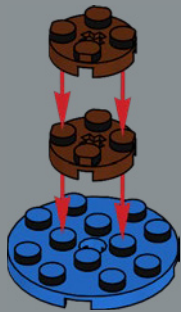


188

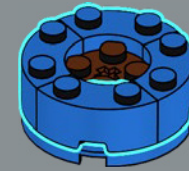





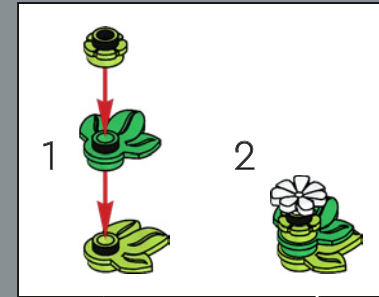
189



190

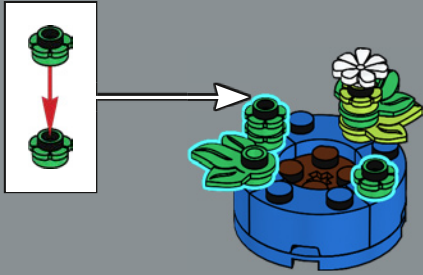


191

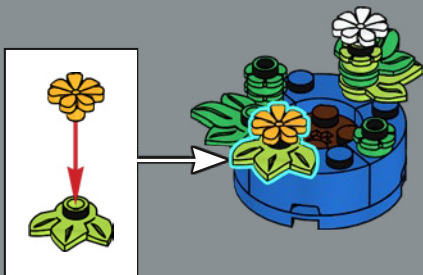




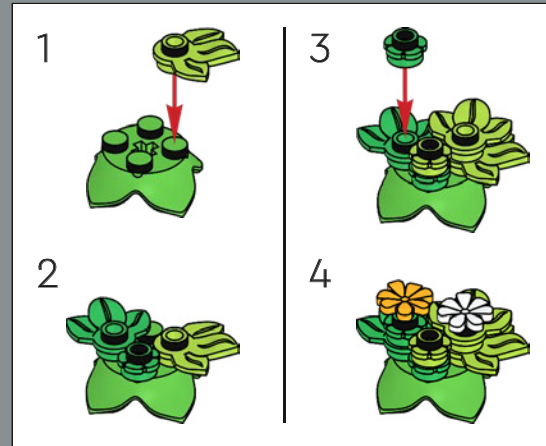
192



193

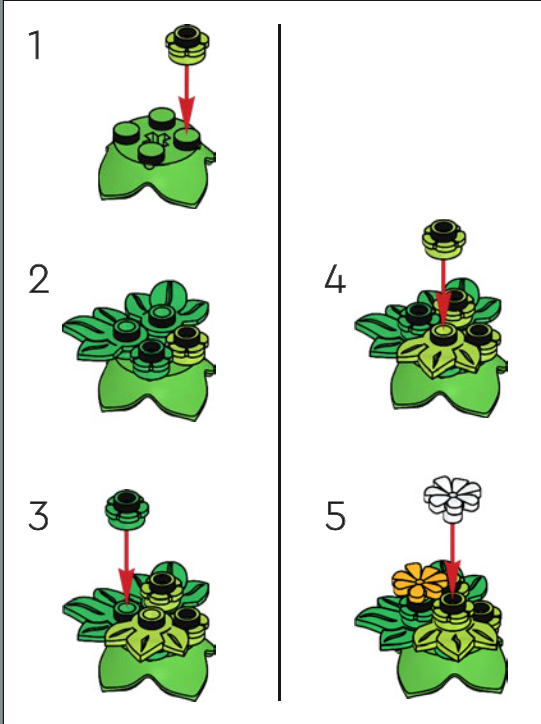


194




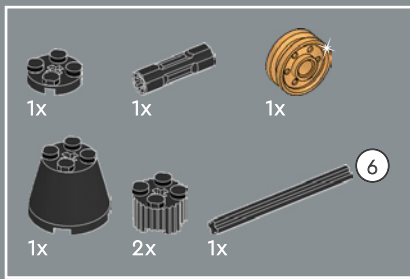


# 195




# 196

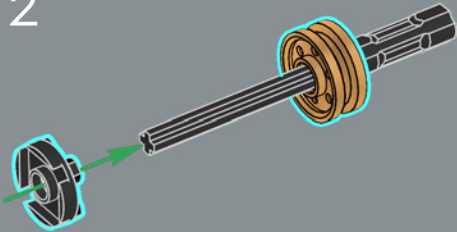




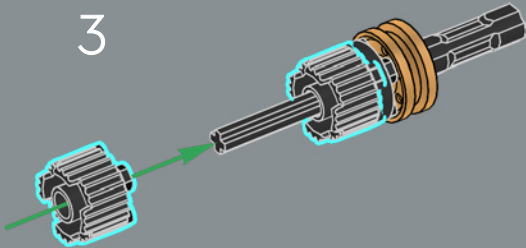
197 1




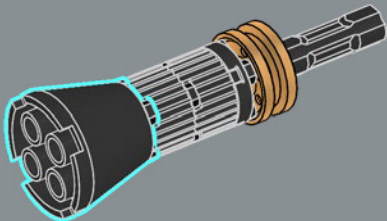
2

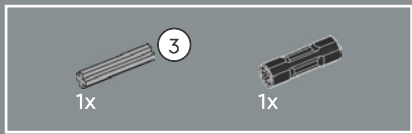


3

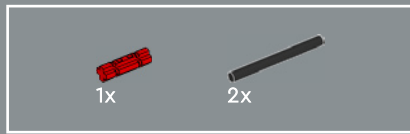
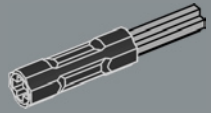


4

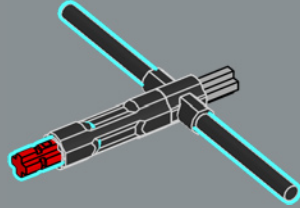




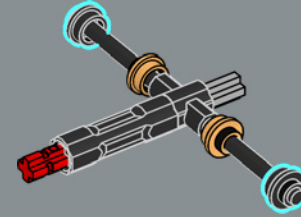
198




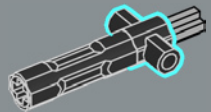
200



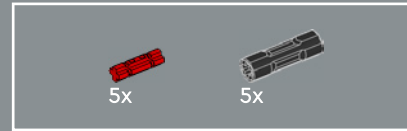
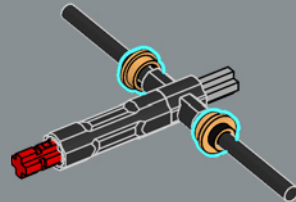
202



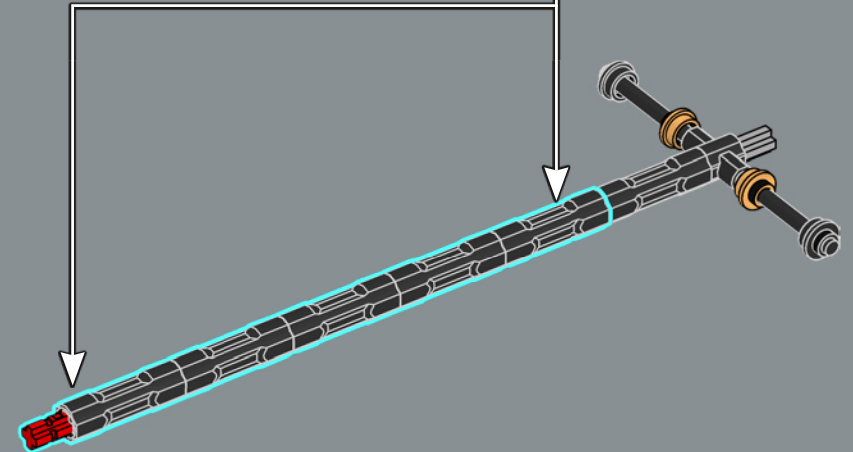
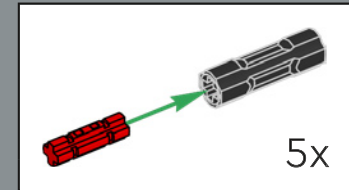
199



201




203

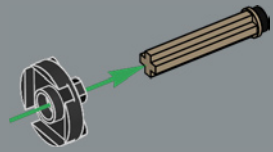


204

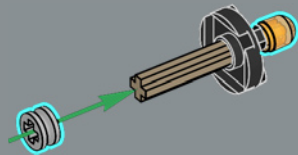




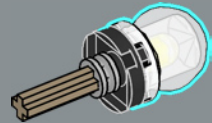
205



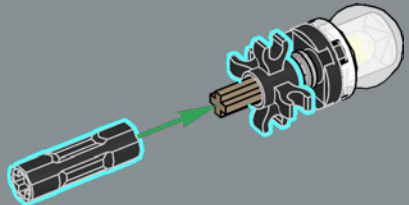
206



207



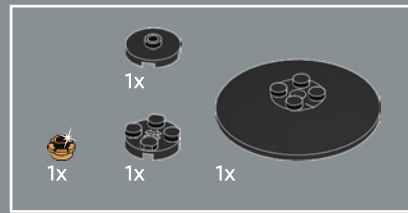
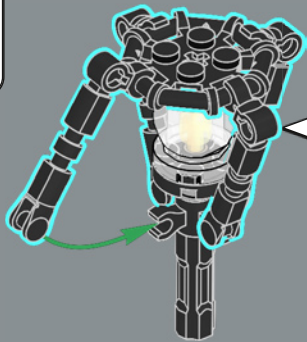
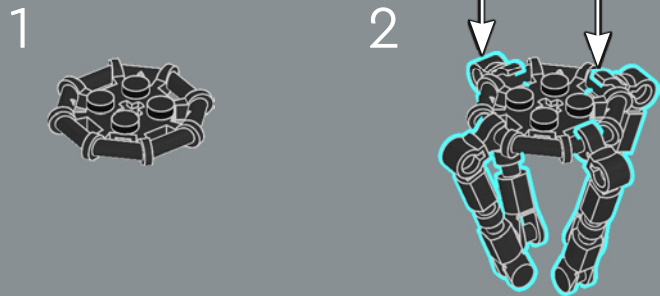
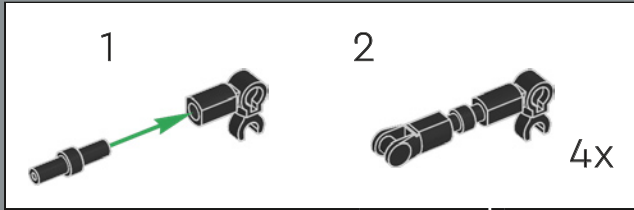
208



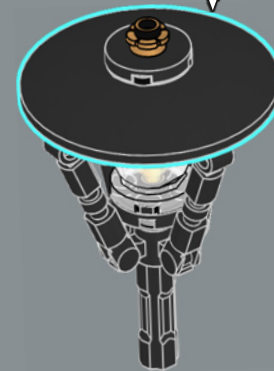
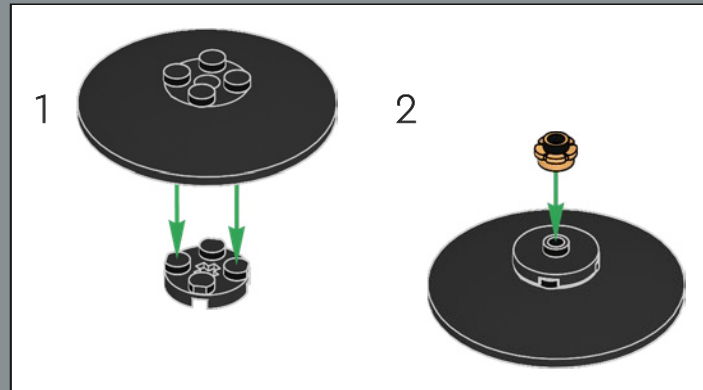


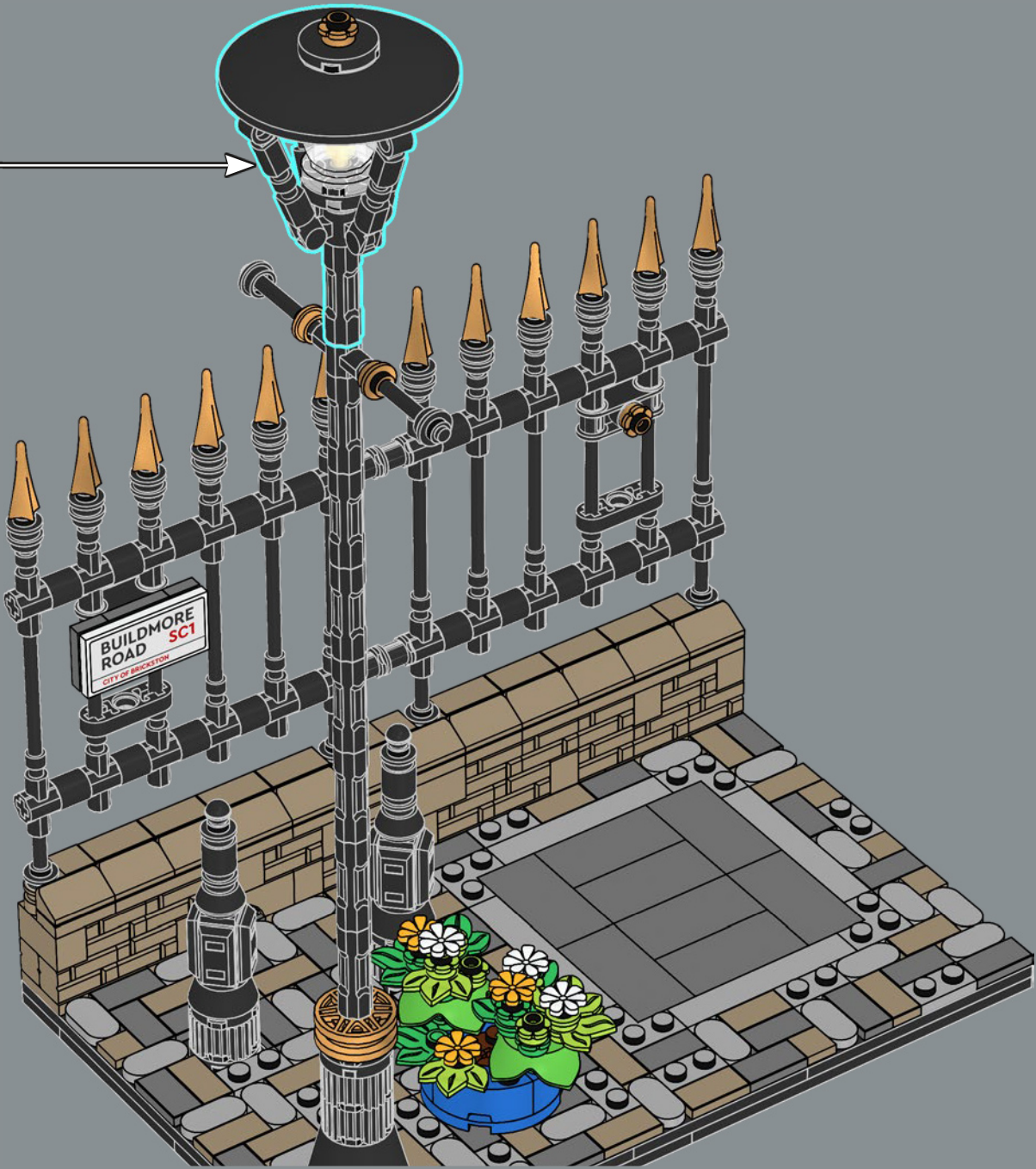


209



210

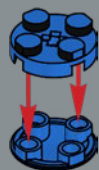






212

1



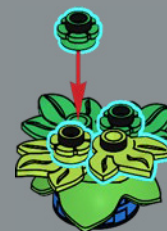
2



3



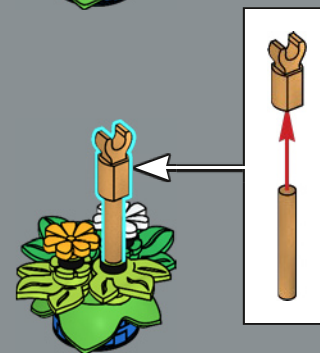
4




5



6

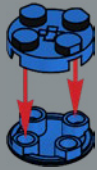






213

1




2



3



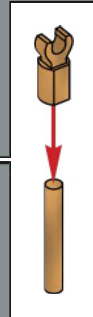
4




5




6








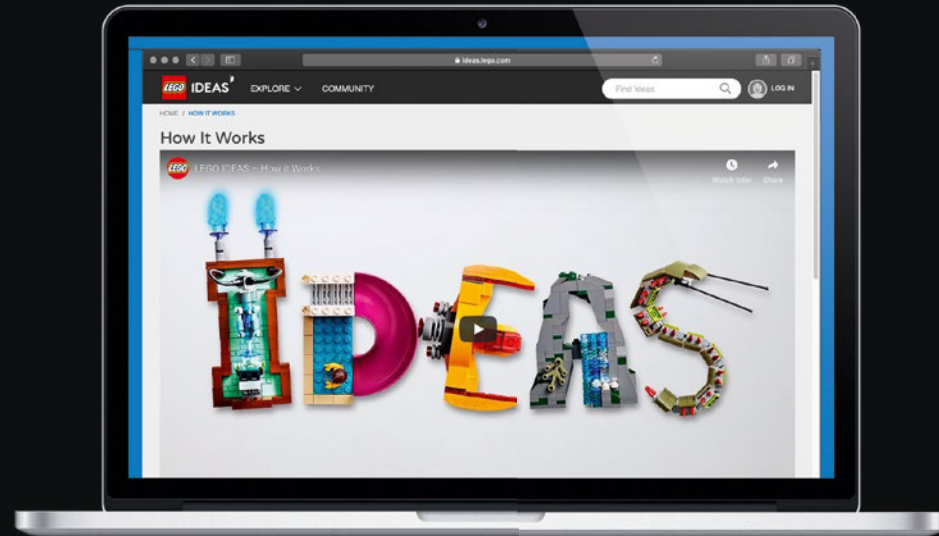


# IDEAS

GATHER SUPPORT  
OBTENEZ DE L'APPUI  
OBTÉN APOYOS



SHARE YOUR IDEA  
PARTAGEZ VOTRE IDÉE  
COMPARTÉ TU IDEA







NEW LEGO® PRODUCT  
NOUVEAU PRODUIT LEGO®  
NUEVO PRODUCTO LEGO®

LEGO® REVIEW  
EXAMEN LEGO®  
REVISIÓN DE LEGO®



[ideas.LEGO.com](https://ideas.LEGO.com)



1:1  
2x LR 41 1.5V

**EN****Important information about batteries**

Never use different types of batteries together, or a combination of old and new batteries. Always remove the batteries if the product is not to be used for a long time or if the batteries have run down. Never use damaged batteries. Only use alkaline type batteries. Insert the batteries so that the poles are correctly positioned. Never attempt to recharge non-rechargeable batteries. Never short-circuit the battery holder.

**DE****Wichtige Informationen zu Batterien**

Benutzen Sie niemals unterschiedliche Arten von Batterien oder alte und neue gleichzeitig. Nehmen Sie stets die Batterien heraus, wenn mit dem Modell längere Zeit nicht gespielt wird oder wenn die Batterien leer sind. Verwenden Sie niemals beschädigte Batterien. Verwenden Sie ausschließlich Alkali-Batterien. Achten Sie beim Einsetzen der Batterien auf die richtige Polung. Versuchen Sie unter keinen Umständen, „normale“ Batterien wieder aufzuladen. Schließen Sie das Batteriefach niemals kurz.

**FR****Informations importantes concernant les piles**

Ne jamais utiliser un mélange de différents types de piles, ou de piles neuves et de piles anciennes ou déjà utilisées. Toujours retirer les piles si le produit n'est pas utilisé durant une période prolongée ou si les piles sont vides. Ne jamais utiliser de piles endommagées. N'utiliser que des piles alcalines. En insérant les piles, respecter scrupuleusement le sens d'orientation des pôles (+/-). Ne jamais essayer de recharger des piles non rechargeables. Ne jamais court-circuiter le compartiment des piles.

**IT****Importanti informazioni sulle batterie**

Non usare mai contemporaneamente batterie di tipo diverso o batterie nuove e usate insieme. Rimuovere sempre le batterie qualora il prodotto non venga utilizzato per periodi prolungati, oppure se le batterie sono esauste. Non utilizzare mai batterie danneggiate. Utilizzare solo batterie di tipo alcalino. Inserire le batterie avendo cura che la loro polarità sia corretta. Non tentare mai di ricaricare batterie non ricaricabili. Non cortocircuitare mai il portabatterie.

**NL****Belangrijke informatie over batterijen**

Gebruik nooit verschillende soorten of een combinatie van oude en nieuwe batterijen tegelijkertijd. Verwijder de batterijen altijd als je het product lange tijd niet wilt gebruiken of als batterijen leeg zijn. Gebruik nooit beschadigde batterijen. Gebruik alleen alkaliebatterijen. Plaats de batterijen met de polen in de juiste richting. Probeer nooit niet-oplaadbare batterijen opnieuw op te laden. Laat de batterijhouder nooit kortsluiten.

**ES****Información importante acerca de las pilas**

No use pilas de diferentes tipos ni pilas nuevas y antiguas para alimentar el producto. Extraiga las pilas del producto si este va a permanecer sin uso durante un período prolongado de tiempo o aquellas se han agotado. No use pilas dañadas. Use solo pilas alcalinas. Inserte las pilas de modo que los polos queden situados en las posiciones correctas. No trate de cargar pilas no recargables. No cortocircuite el compartimento de las pilas.

**DA****Vigtige oplysninger om batterier**

Brug aldrig forskellige batterityper sammen eller en kombination af gamle og nye batterier. Fjern altid batterierne, hvis produktet ikke skal bruges i lang tid, eller hvis batterierne er flade. Brug aldrig beskadigede batterier. Brug kun alkaliske batterier. Sæt batterierne i, så polerne vender den rigtige vej. Forsøg aldrig at oplade ikke-genopladelige batterier. Kortslut aldrig batteriholderen.

**IS****Mikilvægar upplýsingar um rafhlöður**

Aldrei skal nota mismunandi gerðir rafhlaðna samtímis, né nýjar og eldri rafhlöður samtímis. Ef ekki á að nota tækið í lengri tíma eða ef rafhlöðurnar eru orðnar tómar skal fjarlægja rafhlöðurnar. Aldrei skal nota rafhlöður sem hafa skemmt. Eingöngu má nota alkaline-rafhlöður. Setja skal rafhlöðurnar í þannig að plús- og mínusskaut þeirra snúi rétt. Aldrei skal reyna að endurhlaða rafhlöður sem ekki eru endurhlaðanlegar. Aldrei ætti að valda skammhlaupi í rafhlöðuhólfinu.

## SV

### Viktig information om batterier

Använd aldrig olika sorters batterier samtidigt, och inte heller en kombination av gamla och nya batterier. Ta alltid ur batterierna om produkten inte ska användas under en längre tid eller om batterierna är slut. Använd aldrig skadade batterier. Använd endast alkaliska batterier. Sätt i batterierna så att polerna hamnar i rätt läge. Försök aldrig ladda icke-laddningsbara batterier. Kortslut aldrig batteriutrymmets kontaktytor.

## NO

### Viktig informasjon om batterier

Bruk aldri ulike typer batterier sammen og heller aldri gamle og nye batterier sammen. Ta alltid ut batteriene hvis produktet ikke skal brukes på lang tid, eller hvis batteriene er brukt opp. Bruk aldri skadde batterier. Bruk bare alkaliske batterier. Sett inn batteriene med polene vendt riktig vei. Forsøk aldri å lade opp ikke-oppladbare batterier. Kortslett aldri batteriholderen.

## PT

### Informação importante sobre as pilhas

Nunca use diferentes tipos de pilhas em simultâneo, ou uma combinação de pilhas usadas e novas. Retire sempre as pilhas se o produto não for usado durante muito tempo ou se as pilhas já não tiverem carga. Nunca use pilhas danificadas. Use apenas pilhas alcalinas. Insira as pilhas de forma a que os polos fiquem corretamente posicionados. Nunca tente recarregar pilhas não recarregáveis. Nunca deixe o compartimento das pilhas entrar em curto-circuito.

## EL

### Σημαντικές πληροφορίες για τις μπαταρίες

Μην χρησιμοποιείτε ποτέ διαφορετικούς τύπους μπαταριών μαζί και μην συνδυάζετε παλιές και καινούργιες μπαταρίες. Αφαιρείτε πάντα τις μπαταρίες αν δεν σκοπεύετε να χρησιμοποιήσετε το προϊόν για αρκετό καιρό ή αν οι μπαταρίες έχουν αδειάσει. Ποτέ μην χρησιμοποιείτε μπαταρίες που έχουν φθορές. Χρησιμοποιείτε μόνο αλκαλικές μπαταρίες. Τοποθετήστε τις μπαταρίες με τους πόλους στη σωστή θέση. Μην επιχειρήσετε ποτέ να επαναφορτίσετε μη επαναφορτιζόμενες μπαταρίες. Ποτέ μην βραχυκυκλώνετε τη θήκη των μπαταριών.

## JA

### 電池取扱いに関する重要事項

異なるタイプの電池や古い電池を混ぜて使用しないでください。商品を長時間使用しないときや電池が切れたときは、電池を必ず取り外してください。不具合のある電池は絶対に使用しないでください。アルカリタイプの電池のみを使用してください。電極を確認して電池を正しい向きに入れてください。充電式ではない電池は絶対に充電しないでください。電池ホルダをショートさせないでください。

## ZH

### 電池使用注意事項

请勿同时使用不同类型的电池，或把新旧程度不同的电池混合使用。如果产品将有很长时间不会使用，或者电池已经没电，请注意取出电池。切勿使用已破损的电池。仅可使用碱性电池。装入电池时请注意正负极。请勿尝试给非充电电池充电。切勿对电池仓进行短路连接。

## KO

### 배터리 사용 시 주의사항

다른 종류의 배터리를 함께 사용하거나, 새 전지와 오래된 전지를 혼용하지 마세요. 배터리가 방전되었거나 장기간 제품을 작동하지 않을 때에는 반드시 배터리를 분리하세요. 파손된 배터리는 사용하지 마세요. 알칼라인 타입의 배터리만을 사용하세요. 양극과 음극의 위치를 잘 맞춰서 넣으세요. 일반 배터리는 충전해서 사용할 수 없습니다. 배터리 홀더의 접촉부에 배터리를 정확히 끼워서 사용하세요.

## RU

### Необходимая информация об элементах питания

Ни в коем случае не используйте одновременно элементы питания различных типов, а также элементы питания с разным сроком годности. В обязательном порядке вынимайте элементы питания из терминалов в случае, если вы не пользуетесь прибором в течение долгого времени, либо в случае, если в элементах питания закончился заряд. Ни в коем случае не используйте поврежденные элементы питания. Используйте только элементы питания щелочного типа. Установите элементы питания, соблюдая указанную полярность. Ни в коем случае не пытайтесь подзаряжать перезаряжаемые элементы питания. Ни в коем случае не пытайтесь замкнуть полюса в устройстве для элементов питания.

## PL

### Ważne informacje dotyczące baterii

Nigdy nie należy stosować razem różnych rodzajów baterii ani stosować równocześnie starych i nowych baterii. Jeżeli produkt nie jest używany przez dłuższy czas lub jeżeli baterie się wyczerpały, należy wyjąć baterie. Nigdy nie należy stosować uszkodzonych baterii. Należy używać wyłącznie baterii alkalicznych. Przy wkładaniu baterii należy zwrócić uwagę na właściwe położenie biegunów. Nigdy nie należy próbować ładowania baterii jednorazowych. Nigdy nie należy doprowadzać do zwarcia w gnieździe baterii.

## CZ

### Důležité informace o bateriích

Nikdy nepoužívejte najednou různé typy baterií nebo kombinaci starých a nových baterií. Nebude-li se výrobek delší dobu používat nebo jsou-li baterie vybité, vždy je vyjměte z výrobku. Nikdy nepoužívejte poškozené baterie. Používejte pouze alkalické baterie. Baterie instalujte se správnou orientací pólů. Nikdy se nesnažte nabíjet baterie, které nejsou nabíjitelné. Nikdy nezkratujte kontakty v prostoru pro baterie.

## SK

### Dôležitá informácia o batériách

Nikdy nepoužívajte naraz odlišné typy batérií ani nekombinujte staré batérie s novými. Batérie vždy vyberte, ak sa výrobok nebude dlhšie používať, alebo ak sa batérie vybili. Nikdy nepoužívajte poškodené batérie. Používajte iba alkalické batérie. Batérie vkladajte so správnou orientáciou pólů. Nikdy sa nesnažte nabíjať batérie, ktoré nie sú nabíjateľné. Nikdy neskratuje kontakty v priestore pre batérie.

## HU

### Fontos tudnivalók az elemekről

Soha ne használjon különböző típusú elemeket, illetve ne használjon vegyesen új és használt elemeket. Mindig távolítsa el az elemeket, ha a készüléket előre láthatóan hosszabb ideig nem fogják használni, vagy ha az elemek lemerültek. Soha ne használjon megrongálódott elemeket. Csak alkáli elemeket használjon! Az elemeket helyesen helyezze be, a polaritásuknak megfelelően. Soha ne próbálja meg feltölteni a nem tölthető elemeket. Soha ne hozzon létre rövidzárlatot az elemtartó kivezetésein.

## UA

### Необхідна інформація про батареїки

Ніколи не використовуйте одночасно батареїки різних типів або батареїки з різним терміном придатності. Обов'язково вилучайте батареїки з приладу, якщо довго не користуетесь ним, або якщо в батареїках уже скінчився заряд. Ніколи не використовуйте пошкоджені батареїки. Використовуйте лише лужні батареїки. Вставляйте батареїки, враховуючи задану полярність. У будь-якому випадку не намагайтеся підзарядити батареїки, що не підлягають підзарядці. У будь-якому випадку не намагайтеся зробити коротке замикання в приладі для батарей.

## HR

### Važne obavijesti o bateriji

Nikada nemoj koristiti različite vrste baterija zajedno, isto tako ni kombinaciju starih i novih baterija. Uvijek izvadite baterije ako dugo nećeš koristiti proizvod ili ako su one potrošene. Nikada nemoj koristiti oštećene baterije. Uпотребљавajte samo alkalne baterije. Umetni baterije pazeci da dobro okreneš polove. Nikada ne pokušavaj puniti baterije koje nisu predviđene za punjenje. Nikada ne izazivaj kratki spoj u držaču baterija.

## SR

### Vажне информације о батеријама

Nикада не користите различите типове батерија заједно нити комбинацију старих и нових батерија. Увек извадите батерије уколико производ нећете дуге време користити или уколико су батерије празне. Никада не користите оштећене батерије. Користите само алкалне батерије. Ставите батерије тако да су полови правилно позиционирани. Никада не покушавајте да пуните батерије које не могу да се пуне. Никада не изазивајте кратак спој у кућишту за батерије.

## МК

### Важни информации за батериите

Никогаш не користете различни типови батериии заедно или комбинација од стари и нови батериии. Секогаш отстранувајте ги батериите доколку не го користите производот подолго време или доколку се потрошиле. Никогаш не користете оштетени батериии. Користете само алкални батериии. Вметнете ги батериите така што точно ќе ги наместите половите. Никогаш не обидувајте се да ги полните батериите за еднократна употреба. Никогаш не предизвикувајте краток спој на држачот за батериии.

## SL

### Pomembne informacije o baterijah

Nikoli ne uporabljajte skupaj različnih baterij ali kombinacije starih in novih baterij. Vedno odstranite baterije, če izdelka dlje časa ne boste uporabljali ali če so iztrošene. Nikoli ne uporabljajte poškodovanih baterij. Uporabljajte le alkalne baterije. Baterije vstavite tako, da so njihovi poli pravilno obrnjeni. Nikoli ne poskušajte polniti baterij, ki niso akumulatorske. Pazite, da ležišč za baterije ne boste spravili v kratek stik.

## RO

### Informații importante despre baterii

Nu folosiți niciodată împreună tipuri diferite de baterii, sau o combinație de baterii vechi și noi. Îndepărtați întotdeauna bateriile dacă produsul nu este folosit timp îndelungat sau dacă bateriile s-au epuizat. Nu folosiți niciodată baterii deteriorate. Utilizați numai baterii de tip alcalin. Introduceți bateriile astfel ca poli să fie poziționați corect. Nu încercați niciodată să reîncărcați baterii nereîncărcabile.

Nu scurtcircuitați niciodată suportul bateriei.

## BG

### Важна информация за батериите

Никога не използвайте едновременно различни типове батерии или комбинация от стари и нови батерии. Винаги изваждайте батериите, ако изделието няма да се използва продължително време или ако батериите са се изтозили. Никога не използвайте повредени батерии. Използвайте само алкални батерии. Поставете батериите така, че полюсите да са разположени правилно. Никога не опитвайте да зареждате батерии, които не са акумулаторни. Никога не свързвайте на късо контактите на отделението за батериите.

## LV

### Svarīga informācija par baterijām

Nekad vienlaikus nelietojiet dažādu tipu, kā arī vecas un jaunas baterijas. Vienmēr izņemiet baterijas, ja tās ir izlādējušas vai ja produkts ilgāku laiku netiek lietots. Nekad nelietojiet bojātas baterijas. Izmantojiet tikai sārna tipa baterijas. Ievietojot baterijas, ievērojiet pareizu polaritāti. Nekad nemēģiniet uzlādēt baterijas, kas nav uzlādējamās. Nepieļaujiet īssavienojumu bateriju nodalījumā.

## ET

### Oluline teave patareide kohta

Ära kunagi kasuta koos erinevat tüüpi patareisid, samuti vanu ja uusi patareisid. Kui mänguasja ei kasutata pika aja jooksul, võta patarei sellest välja. Ära kunagi kasuta kahjustatud patareisid. Kasuta ainult leelispatareisid. Pane patareid mänguasja sisse nii, et pluss- ja miinusklemmi asend oleks õige. Ära kunagi proovi akulaadijaga laadida tavalisi patareisid. Patareipesa klemmide vahel ei tohi tekkida lühist.

## LT

### Svarbi informacija apie elementus

Vienu metu nenaudokite skirtingų elementų, taip pat su naujais elementais nenaudokite senų. Jei nenaudosite gaminio ilgesnį laiką arba jei elementai išseko, visuomet išimkite juos iš gaminio. Niekada nenaudokite pažeistų elementų. Naudokite tik šarminius elementus. Elementus dėkite atsižvelgdami į jų poliškumą. Niekada nebandykite įkrauti vienkartinį elementų. Saugokitės, kad elementų įdėkle nesukeltumėte trumpojo jungimo.

## TR

### Piller hakkında önemli bilgiler

Hiçbir zaman farklı tipte pilleri ya da eski pillerle yeni pilleri bir arada kullanmayın. Ürün uzun süre kullanılmayacaksa ya da piller bitmişse, pilleri ürünün içinden çıkarın. Hiçbir zaman zedelenmiş piller kullanmayın. Sadece alkan piller kullanın. Pilleri kutupları doğru konumda olacak şekilde yerleştirin. Hiçbir zaman, şarj edilebilir olmayan pilleri şarj etmeye çalışmayın. Hiçbir zaman pil kutusuna kısa devre yaptırmayın.

## AR

### معلومات مهمة عن البطاريات

يحظر استخدام أنواع مختلفة من البطاريات معا أو مزيج من البطاريات القديمة و الجديدة. احرص دائما على نزع البطاريات في حال عدم استخدام المنتج لفترة طويلة أو إذا نفذت طاقة البطاريات. تجنب استخدام البطاريات التالفة. لا تستخدم إلا البطاريات القلوية فقط. قم بتكيب البطاريات بحيث تكون الأقطاب في موضعها الصحيح. يحظر إعادة شحن البطاريات غير القابلة لإعادة الشحن. تجنب إحداث دائرة قصر في حامل البطارية.

## ID

### Informasi penting tentang baterai

Jangan gunakan baterai yang jenisnya berlainan, atau mencampur baterai lama dan baterai baru. Lepas baterai jika produk tidak akan digunakan untuk waktu lama atau jika baterai sudah lemah. Jangan gunakan baterai yang rusak. Gunakan hanya baterai alkali. Masukkan baterai dengan posisi kutub yang tepat. Jangan pernah coba mengisi ulang baterai biasa. Jangan pernah membuat arus pendek pada dudukan baterai.

## MS

### Maklumat penting tentang bateri

Jangan guna jenis bateri yang berbeza bersama-sama, atau gabungan bateri baharu dan lama. Tanggalkan bateri jika produk tidak akan digunakan untuk tempoh masa yang lama atau jika bateri telah kehabisan kuasa. Jangan guna bateri yang rosak. Guna bateri jenis alkali sahaja. Selitkan bateri supaya paksi berada pada kedudukan yang betul. Jangan cuba untuk mengecap semula bateri yang tidak boleh dicaskan semula. Jangan pintas litar pemegang bateri.



EN  
WARNING: This product contains a Button or Coin Cell Battery. A swallowed Button or Coin Cell battery can cause internal chemical burns in as little as two hours and lead to death. Dispose of used batteries immediately. Keep new and used batteries away from children. If you think batteries might have been swallowed or placed inside any part of the body, seek immediate medical attention.

DE  
ACHTUNG: Dieses Produkt enthält eine Knopfzellenbatterie. Eine verschluckte Knopfzellenbatterie kann innere chemische Verbrennungen verursachen und in weniger als zwei Stunden zum Tod führen. Entsorge umgehend gebrauchte Batterien. Halte neue und gebrauchte Batterien von Kindern fern. Wenn du glaubst, dass Batterien verschluckt wurden oder sich in einem Körperteil befinden, hole umgehend medizinische Hilfe.

FR  
AVERTISSEMENT : Ce produit contient une pile bouton. L'ingestion d'une pile bouton peut provoquer des brûlures chimiques internes en seulement deux heures et provoquer la mort. Jeter immédiatement les piles usagées. Conserver les piles neuves et usagées hors de portée des enfants. Si vous suspectez l'ingestion d'une pile ou sa présence où que ce soit à l'intérieur du corps, consultez immédiatement un médecin.

IT  
ATTENZIONE: questo prodotto contiene una batteria a bottone. Se inghiottita, una batteria a bottone può causare ustioni chimiche interne in sole due ore, con possibile morte. Smaltire immediatamente le batterie usate. Tenere le batterie nuove e usate lontano dai bambini. Se si pensa che una batteria sia stata inghiottita o inserita in una parte del corpo, rivolgersi immediatamente a un medico.

NL  
WAARSCHUWING: dit product bevat een knoopcelbatterij. Als een knoopcelbatterij wordt ingeslikt, kan deze binnen twee uur chemische brandwonden veroorzaken in het lichaam. Het inslikken van een dergelijke batterij kan zelfs leiden tot overlijden. Gooi gebruikte batterijen onmiddellijk weg. Bewaar nieuwe en gebruikte batterijen buiten bereik van kinderen. Als je denkt dat een kind batterijen heeft ingeslikt of ze in een lichaamsopening heeft gestopt, raadpleeg je direct een arts.

ES  
ADVERTENCIA: Este producto contiene una pila de botón. Ingerir una pila de botón puede dar lugar a quemaduras químicas internas en tan sólo dos horas y provocar la muerte. Las pilas usadas deben desecharse inmediatamente. Mantenga las pilas nuevas y usadas fuera del alcance de los niños. Si sospecha de la ingestión o la introducción de pilas en cualquier parte del cuerpo, busque atención médica inmediatamente.

DA  
ADVARSEL: Dette produkt indeholder et knap- eller møntcellebatteri. Hvis et knap- eller møntcellebatteri sluges, kan det forårsage indvendige ætsninger på blot to timer og medføre døden. Bortskaf brugte batterier omgående. Hold både nye og brugte batterier uden for børns rækkevidde. Hvis du har mistanke om, at batterierne kan være blevet slugt eller kommet ind i nogen del af kroppen, skal du omgående søge lægehjælp.

IS  
VIÐVÖRUN: Þessi vara inniheldur hnapparafhlöðu eða flata rafhlöðu. Ef hnapparafhlaða eða flöt rafhlaða er gleypt getur hún valdið innvortis efnabruna á innan við tveimur klukkustundum og leiðt til dauða. Fargaðu notuðum rafhlöðum tafarlaust. Geymdu nýjar og notaðar rafhlöður þar sem börn ná ekki til. Ef þú telur að rafhlöður hafi verið gleyptar eða á annan hátt komist inn í einhvern hluta líkamans skaltu tafarlaust leita lækniástoðar.

FI  
VAROITUS: Tämä tuote sisältää pienen tai isokokoinen nappipariston. Nieltynä pieni tai isokokoinen nappiparisto voi aiheuttaa sisäisiä kemiallisia palovammoja jo kahden tunnin kuluessa ja johtaa kuolemaan. Käytetyt paristot on toimitettava heti keräyspisteeseen. Pidä uudet ja käytetyt paristot poissa lasten ulottuvilta. Jos epäilet jonkun nieläisseen pariston tai laittaneensa pariston kehoonsa, vie hänet välittömästi lääkäriin.

SV  
VARNING: Denna produkt innehåller ett knapp- eller myntcells batteri. Förtäring av ett knapp- eller myntcells batteri kan orsaka inre kemiska brännskador på så kort tid som två timmar och leda till döden. Kassera förbrukade batterier omedelbart. Förvara nya och använda batterier utom räckhåll för barn. Om du tror att batterierna kan ha svalts eller placerats inuti någon del av kroppen, sök omedelbart läkarvård.

NO  
ADVARSEL: Dette produktet inneholder et knapp- eller myntcellebatteri. Ved svelging kan knapp- eller myntcellebatterier gi kjemisk brannskade innvendig på bare to timer og føre til død. Brukte batterier skal avhendes øyeblikkelig. Nye og brukte batterier skal oppbevares utilgjengelig for barn. Hvis du tror at batterier har blitt svelget eller puttet inn andre steder i kroppen, må du kontakte lege øyeblikkelig.

PT  
AVISO: Este produto contém uma pilha tipo botão ou moeda. Uma pilha tipo botão ou moeda que tenha sido engolidas pode provocar queimaduras químicas internas em menos de duas horas e levar à morte. Elimine as pilhas usadas imediatamente. Mantenha as pilhas novas e usadas fora do alcance das crianças. Se pensa que as pilhas podem ter sido engolidas ou colocadas no interior de alguma parte do corpo, procure de imediato assistência médica.



EL  
ΠΡΟΕΙΔΟΠΟΙΗΣΗ: Αυτό το προϊόν περιέχει μία Στρογγυλή Μπαταρία Μεγέθους Κουμπιού ή Κέρματος. Η κατάποση μιας Στρογγυλής Μπαταρίας Μεγέθους Κουμπιού ή Κέρματος μπορεί να προκαλέσει εσωτερικά χημικά εγκαύματα σε μόλις δύο ώρες και να οδηγήσει σε θάνατο. Πετάξτε αμέσως τις χρησιμοποιημένες μπαταρίες. Κρατήστε τις καινούργιες και τις χρησιμοποιημένες μπαταρίες μακριά από τα παιδιά. Εάν νομίζετε ότι κάποια μπαταρία έχει καταποθεί ή τοποθετηθεί εντός οποιουδήποτε μέρους του σώματος, ζητήστε αμέσως ιατρική βοήθεια.

JA  
警告: 本製品には、ボタン型またはコイン型の電池が使用されています。  
ボタン型またはコイン型電池は誤飲すると2時間以内に体内で科学火傷を起こし、死に至る恐れがあります。使用済みの電池は直ちに廃棄してください。新しい電池および使用済み電池は、どちらもお子様の手の届かないところに保管してください。電池を誤飲した恐れがある、または電池が身体のどこかに入った恐れがある場合は、直ちに医師の診察を受けてください。

ZH  
警告: 本品内含一颗纽扣电池。  
吞咽的纽扣电池仅在两小时内就会引起体内化学灼伤并导致死亡! 请立即处理使用过的电池。请将新、旧电池放置到儿童接触不到的地方。如果电池被不慎吞下,或被置入身体的任何一个部位,请立即就医!

KO  
경고: 이 제품에는 버튼 또는 코인 셀 배터리가 포함되어 있습니다. 코인 셀 배터리를 삼킬 경우, 빠르게 2시간 이내에 체내에서 화학적 화상이 일어나고 심하면 사망에 이를 수 있습니다. 다 쓴 배터리는 즉시 폐기하십시오. 배터리를 어린이의 손에 닿지 않는 곳에 보관하십시오. 배터리를 삼켰거나 신체 어느 부위에든 들어간 것으로 판단될 경우, 즉각 의사의 도움을 구하십시오.

RU  
ПРЕДОСТЕРЕЖЕНИЕ. Эта игрушка работает от батарейки таблеточного или кнопочного типа.  
Проглатывание батарейки таблеточного или кнопочного типа может (в течение двух часов) вызвать химические ожоги внутренних органов и привести к летальному исходу. Своевременно утилизируйте использованные батарейки. Храните новые и использованные батарейки в местах, недоступных для детей. Если у вас есть основания полагать, что ребенок проглотил батарейку или она попала внутрь какой-либо части его тела, немедленно обратитесь за медицинской помощью.

PL  
OSTRZEŻENIE: w tym produkcie znajduje się płaska okrągła bateria.  
Połknięcie takiej baterii może spowodować chemiczne oparzenia wewnętrzne już po dwóch godzinach, a także doprowadzić do śmierci. Gdy bateria się zużyje, należy ją natychmiast zutylizować. Nowe i używane baterie należy przechowywać z dala od dzieci. W przypadku stwierdzenia, że baterie mogły zostać połknięte lub inaczej trafić do organizmu, należy natychmiast poszukać pomocy lekarskiej.

CZ  
VAROVÁNÍ: Tento výrobek obsahuje knoflíkovou nebo mincovou baterii.  
Spolknutí knoflíkové nebo mincové baterie může během pouhých 2 hodin způsobit vnitřní poleptání sliznice a v některých případech mít za následek smrt. Použité baterie ihned vyjměte a zlikvidujte. Nové i použité baterie uchovávejte mimo dosah dětí. V případě spolknutí či uvíznutí baterie v některé části těla okamžitě vyhledejte lékařskou pomoc.

SK  
UPOZORNENIE: Tento produkt obsahuje gombíkovú alebo mincovú batériu.  
Prehltnutie gombíkovej alebo mincovej batérie môže spôsobiť vnútorné chemické popáleniny už do dvoch hodín a viesť k úmrtiu. Použitú batériu ihneď vyhodte. Nové aj použité batérie uchovávajte mimo dosahu detí. Ak si myslíte, že mohlo dôjsť k prehltnutiu batérie alebo sa batéria mohla dostať do vnútra ktorejkoľvek časti tela, okamžite vyhľadajte lekársku pomoc.

HU  
FIGYELMEZTETÉS: Ez a termék gombelemet illetve lapos gombelemet tartalmaz!  
A lenyelt gombelem vagy lapos gombelem akár két óra alatt is belső vegyi sérüléseket okozhat, ami halálhoz vezethet. Az elhasznált elemeket azonnal dobja ki! Az új és a használt elemeket ne adja gyermekek kezébe! Ha úgy gondolja, hogy valaki lenyelt egy elemet, vagy bekerült valakinek valamely testrészébe, akkor azonnal kérjen orvosi segítséget!

UA  
ОБЕРЕЖНО. Продукт містить мініатюрну батарейку типу «таблетка».  
Якщо проковтнути мініатюрну батарейку, вона може спричинити внутрішні хімічні опіки протягом двох годин і призвести до смерті. Негайно утилізуйте використані батарейки. Зберігайте нові та використані батарейки недоступними для дітей. Якщо вам здається, що дитина проковтнула батарейку чи вона опинилася в будь-якій частині тіла дитини, негайно зверніться до лікаря.

HR  
UPOZORENJE: Ovaj proizvod sadrži gumbastu bateriju ili bateriju oblika kovanice.  
Ako se gumbasta baterija ili baterija oblika kovanice proguta, za samo dva sata može uzrokovati unutarnje kemijske opekline i izazvati smrt. Iskorištene baterije odmah odložite u otpad. Čuvajte nove i stare baterije dalje od djece. Ako mislite da je baterija progutana ili je dospjela u bilo koji dijel tijela, odmah zatražite liječničku pomoć.

SR  
УПОЗОРЕЊЕ: Овај производ садржи дугмасту батерију.  
Прогутана дугмаста батерија може да доведе до интерних хемијских опекотина већ за два сата и доводи до смрти. Одмах одложите искоришћене батерије у отпад. Чувајте нове и искоришћене батерије ван домашња деце. Ако мислите да је дошло до гутања батерија или стављања у било који део тела, одмах потражите помоћ лекара.





МК  
ПРЕДУПРЕДУВАЊЕ: Овој производ содржи батерија тип копче или тип монета.  
Проголтувањето на батерија тип копче или тип монета може да предизвика внатрешно хемиско горење во рок од два часа и да доведе до смрт. Исфрлете ги веднаш искористените батерији. Држете ги новите и користените батерији подалеку од деца. Ако мислите дека е можно батериите да се проголтани или поставени во кој било дел на телото, веднаш побарајте медицинска помош.

SL  
OPOZORILO: Ta izdelek vsebuje gumbasto baterijo.  
Če oseba požre gumbasto baterijo, lahko to povzroči kemične opekline notranjih organov že v dveh urah po zaužitju. Tovrstne poškodbe lahko vodijo v smrt. Iztrošene baterije takoj zavrzite. Pazite, da nove ali iztrošene baterije ne bodo v dosegu otrok. Če menite, da je oseba zaužila baterijo ali si jo vstavila v kateri koli del telesa, takoj poiščite zdravniško pomoč.

RO  
AVERTIZARE: Acest produs conține o baterie de tip pastilă.  
Înghițirea unei baterii de tip pastilă poate cauza arsuri chimice interne în doar două ore, ducând la deces. Debarasați-vă imediat de bateriile uzate. Nu lăsați bateriile noi și uzate la îndemâna copiilor. Dacă credeți că bateriile ar fi putut fi înghițite sau ar fi putut ajunge în interiorul oricărei părți a corpului, solicitați imediat asistență medicală.

BG  
ПРЕДУПРЕЖДЕНИЕ: Този продукт съдържа батерия тип „копче“ или „монета“.  
При поглъщане батериите тип „копче“ или „монета“ могат да предизвикат вътрешни химически изгаряния в рамките на по-малко от два часа и да доведат до смърт. Незабавно изхвърляйте използваните батерији. Дръжете новите и стари батерији далеч от деца. Ако смятате, че е възможно батериите да са били погълнати или да са попаднали където и да е вътре в тялото, потърсете незабавно медицинска помощ.

LV  
BRĪDINĀJUMS. Šim produktam ir pogas jeb monētas tipa akumulators.  
Ja pogas jeb monētas tipa akumulators tiek norīts, tas jau divu stundu laikā var izraisīt iekšējus ķīmiskus apdegumus un izraisīt nāvi. Nekavējoties utilizējiet izlietotos akumulatorus. Jaunus un lietotus akumulatorus glabājiet bērniem nepieejamā vietā. Ja uzskatāt, ka akumulators varētu būt norīts vai ievietots kādā ķermeņa daļā, nekavējoties vērsieties pēc medicīniskās palīdzības.

ET  
HOIATUS! See toode sisaldab nööp- või müntpatareid.  
Alla neelatud nööp- või müntpatarei võib tekitada sisemisi keemilisi põletusi kõigest kahe tunniگا ning põhjustada surma. Kõrvaldage kasutatud patareid viivitamatult. Hoidke uusi ja kasutatud patareisid lastele kättesaamatus kohas. Kui arvate, et keegi on patareid alla neelanud või need on sattunud mõnda kehaosasse, pöörduge kohe arsti poole.

LT  
ĮSPĖJIMAS. Šiame gaminyje yra sagos arba monetos formos baterija.  
Praryta sagos arba monetos formos baterija gali sukelti vidinius cheminius nudeginimus greičiau nei per dvi valandas ir galiausiai sukelti mirtį. Panaudotas baterijas nedelsiant utilizuokite. Naujas ir panaudotas baterijas laikykite atokiau nuo vaikų. Jei manote, kad vaikas galėjo praryti arba įsprausti bateriją sau į kūną, nedelsdami kreipkitės medicininės pagalbos.

TR  
UYARI: Bu ürün bir düğme pil içerir.  
Yutulmuş düğme pil, iki saat gibi kısa bir sürede iç kimyasal yanıklara neden olabilir ve ölüme yol açabilir. Kullanılmış pilleri derhal atın. Yeni ve kullanılmış pilleri çocuklardan uzak tutun. Pillerin yutulmuş ya da vücudun başka bir yerine sokulmuş olabileceğini düşünüyorsanız derhal doktora başvurun.

AR  
تحذير: يحتوي هذا المنتج على بطارية خلايا قرصية أو بطارية خلايا على شكل عملة.  
قد يؤدي ابتلاع بطارية خلايا قرصية أو بطارية خلايا على شكل عملة إلى حدوث حروق كيميائية داخلية خلال فترة قصيرة لا تتجاوز ساعتين وقد يؤدي إلى الوفاة. يرجى التخلص من البطاريات المستعملة على الفور. مع الاحتفاظ بالبطاريات الجديدة والمستعملة بعيداً عن متناول الأطفال. إذا كنت تعتقد أن البطاريات تم ابتلاعها أو إدخالها إلى أي جزء من أجزاء الجسم، فاطلب المساعدة الطبية على الفور.

ID  
PERINGATAN: Produk ini berisi Baterai Sel Kancing.  
Baterai Sel Kancing yang tertelan dapat mengakibatkan luka bakar kimiawi dalam tubuh minimal setelah dua jam dan dapat mengakibatkan kematian. Segera buang baterai yang sudah tidak digunakan. Jauhkan baterai baru maupun bekas dari jangkauan anak-anak. Jika Anda curiga baterai telah tertelan atau masuk ke dalam tubuh, segeralah minta bantuan dokter.

MS  
AMARAN: Produk ini mengandungi Bateri Sel Butang atau Syiling.  
Tertelan bateri Sel Butang atau Syiling boleh mengakibatkan lecuran kimia dalaman dalam tempoh sekurang-kurangnya dua jam dan menyebabkan kematian. Buang bateri terpakai dengan serta-merta. Jauhkan bateri baharu dan terpakai daripada kanak-kanak. Jika anda mendapati bateri mungkin telah ditelan atau termasuk ke dalam mana-mana bahagian badan, dapatkan rawatan perubatan dengan segera.



EN

Protect the environment by not disposing of this product with your household waste. Check with your local authority for recycling advice and facilities. Penalties may apply for improper disposal.

DE

Schützen Sie die Umwelt und entsorgen Sie dieses Produkt nicht mit Ihrem Hausmüll. Informationen zu Recycling-Möglichkeiten erhalten Sie bei den örtlichen Behörden. Bei unsachgemäßer Entsorgung können Strafen verhängt werden.

FR

Protégez l'environnement : ne jetez pas ce produit avec vos autres déchets ménagers. Contactez les autorités locales pour obtenir des informations sur le recyclage et connaître les points de collecte. Des sanctions peuvent être appliquées en cas d'élimination inappropriée.



IT

Proteggi l'ambiente! Non smaltire questo prodotto con i rifiuti domestici. Per consulenza sul riciclaggio dei rifiuti e le strutture di riciclaggio, rivolgersi alle proprie autorità locali. Uno smaltimento improprio può comportare sanzioni.

NL

Bescherm het milieu: gooi dit product niet samen met het andere huisvuil weg. Raadpleeg de plaatselijke instanties voor locaties van milieustations en advies over hergebruik. In geval van onjuiste verwijdering kunnen boetes worden opgelegd.

ES

Proteja el medio ambiente no deshaciéndose de este producto junto con sus residuos domésticos. Solicite asesoramiento e información sobre instalaciones de reciclaje a las autoridades locales. La eliminación inadecuada puede ser objeto de sanciones.

DA

Beskyt miljøet! Smid ikke dette produkt ud sammen med husholdningsaffaldet. Få vejledning om genbrug og genbrugsstationer hos din kommune. Forkorrekt bortskaffelse kan medføre bøde eller straf.

IS

Stuðlið að umhverfisvernd með því að farga þessari vöru ekki með heimilissorpi. Leitid upplýsinga um endurvinnslu- og förgunarstaði hjá yfirvöldum á hverjum stað. Viðurlögum kann að vera beitt ef förgun er ekki með réttum hætti.

FI

Tämä tuote on hävitettävä ympäristöstävällisesti ja erillään muusta talousjätteestä. Tietoja kierrätyksestä ja keräyspisteiden sijainnista saat paikkakuntasi teknisestä virastosta. Epäasianmukaisesta hävittämisestä saattaa aiheutua seuraamuksia.

SV

Skydda miljön genom att inte kasta denna produkt bland ditt hushållsavfall. Kontakta din kommun för frågor om återvinning och miljöstationer. Påföljder kan tillkomma för felaktig avyttring.

NO

Beskytt miljøet. Ikke kast dette produktet i husholdningsavfallet. Kontakt kommunen for veiledning om gjenbruk og miljøstasjoner. Feil avfallshåndtering kan være straffbart.

PT

Proteja o ambiente não eliminando este produto com o seu lixo doméstico. Consulte as autoridades locais para informação sobre reciclagem e sistemas de recolha. Podem ser aplicadas coimas por eliminação inadequada.

EL

Προστατέψτε το περιβάλλον. Μην πετάτε αυτό το προϊόν μαζί με τα συνηθισμένα οικιακά απορρίμματα. Επικοινωνήστε με τις τοπικές αρχές σχετικά με συμβουλές και εγκαταστάσεις ανακύκλωσης. Ενδέχεται να επιβάλλονται κυρώσεις για ακατάλληλη διάθεση απορριμμάτων.

JA

環境保護のため、本製品は家庭ごみとは別に処分してください。リサイクルに関する指示や施設については、お住まいの地方自治体にお問い合わせください。不適切な廃棄を行った場合、罰則が適用されることがあります。

ZH

注意保护环境，请勿将本产品与生活垃圾一起丢弃处理。请咨询当地相关部门，了解与回收相关的设施与建议。处理不当可能会导致处罚。

KO

환경 보호를 위해 이 제품을 생활폐기물과 함께 버리지 마십시오. 재활용 방법 및 시설에 관한 사항은 현지 관계 당국에 문의하십시오. 부적절하게 폐기할 경우 벌칙이 부과될 수 있습니다.

RU

Позаботьтесь об окружающей среде: не утилизируйте этот продукт вместе с бытовым мусором. Узнайте в органах местного самоуправления правила вторичной переработки и утилизации таких отходов. В случае ненадлежащей утилизации могут быть наложены штрафы.

PL

Aby chronić środowisko naturalne, nie należy wyrzucać tego produktu wraz z odpadkami z gospodarstwa domowego. W celu uzyskania wskazówek dotyczących recyklingu oraz adresów zakładów należy skontaktować się z lokalnym urzędem. Za nieprzestrzeganie zasad związanych z utylizacją odpadów grożą kary.

CZ

Nevyhazujte tento produkt do domácího odpadu, chraňte životní prostředí. Zjistěte si prosím u místních úřadů možnosti recyklace a dostupná zařízení. Nesprávná likvidace může být pokutována.



SK

Nevyhádzajte tento produkt do domáceho odpadu, chráňte životné prostredie.  
Zistite si na miestnych úradoch možnosti recyklácie a dostupné zariadenia. Za nesprávnu likvidáciu môžu byť uložené sankcie.

HU

Környezetét óvja, ha ettől a terméktől nem a háztartási hulladékkal együtt válik meg.  
Érdeklődjék a lakóhelyéhez közel eső hatóságnál az újrahazsnosítás módjáról és lehetőségeiről. A nem megfelelő hulladékelhelyezésért büntetés járhat.

UA

Допоможіть захистити довкілля: не утилізуйте цей виріб разом із побутовим сміттям.  
Вказівки з утилізації та відомості про пункти прийому з'ясуєте в місцевих компетентних органах. У разі неналежної утилізації можуть застосовуватися штрафи.

HR

Zaštitite okoliš tako da ovaj proizvod ne odložite u otpad zajedno s kućanskim otpadom.  
Od lokalnih vlasti zatražite savjet ili informacije o pogonima za recikliranje. Moguća je kazna za nepropisno zbrinjavanje.

SR

Заштитите животну средину тако што нећете да одлажете овај производ са кућним отпадом.  
Распитајте се код локалног надлежног органа о начину рециклаже и о сабирном центру. У случају неправилног одлагања у отпад, могу бити изречене казне.

МК

Заштитете ја околината така што нема да се ослободите од производот со домашниот отпад.  
Консултирајте се со локалните власти за да дознаете за советите и објектите за рециклирање. Возможно е да бидат применети казни за неправилно исфрлање.

SL

Zaščitite okolje! Okolje varujte tako, da tega izdelka ne zavržete skupaj z gospodinjiskimi odpadki.  
Pri krajevni upravi preverite, kakšne možnosti in kateri obrati za recikliranje obstajajo v vaši okolici. Za nepravilno odlaganje odpadkov vas lahko doleti kazen.

RO

Protejați mediul înconjurător și nu vă debarasați de acest produs împreună cu deșeurile menajere.  
Consultați autoritățile locale pentru îndrumări și facilități de reciclare. Dezafectarea necorespunzătoare poate atrage sancțiuni.

BG

Защитете околната среда и не изхвърляйте този продукт заедно с битовите си отпадъци.  
Свържете се с местните власти относно съвети и съоръжения за рециклиране. Възможно е да има глоби за неправилно изхвърляне.

LV

Lai saudzētu vidi, neizmetiet šo izstrādājumu kopā ar sadzīves atkritumiem.  
Vērsieties vietējās varas iestādēs, lai noskaidrotu, kur un kā tas nododams pārstrādei. Par neatbilstošu likvidēšanu var tikt piemērots sods.

ET

Keskkonda saate kaitsta nii, et ei kõrvalda seda toodet koos olmejäätmetega.  
Nõuandeid toote taaskasutusse võtmise ja ümbertöötlemispunktide kohta saate asjaomaselt kohalikul asutuselt.  
Nõutele mittevastav kasutusel kõrvaldamine võib kaasa tuua trahvid.

LT

Saugokite aplinką: nemeskite šio produkto kartu su buitinėmis atliekomis.  
Atsižvelkite į savo vietos valdžios rekomendacijas dėl pakartotinio panaudojimo ir sąlygas. Už netinkamą šalinimą gali būti taikomos baudos.

TR

Bu ürünü, evsel atıklarla birlikte atmayarak çevreyi koruyun.  
Gerİ dönüşüm tavsiyeleri ve tesisler hakkında bilgi için yerel yönetimle iletişİm kurun. Uygunsuz atılması durumunda cezalar uygulanabilir.

AR

احم البيئة بعدم التخلص من هذا المنتج مع المخلفات المنزلية.  
استشِر السلطة المحلية لديك للحصول على نصيح بخصوص إعادة تدوير المخلفات ومراقبه.  
قد يتم تطبيق عقوبات على التخلص غير السليم.

ID

Jagalah lingkungan dengan tidak membuang produk ini bersama sampah rumah tangga Anda.  
Periksa peraturan pemerintah setempat tentang saran dan fasilitas daur ulang. Pembuangan yang tidak sesuai ketentuan dapat dikenakan denda.


MS

Lindungi alam sekitar dengan tidak melupuskan produk ini bersama sisa isi rumah anda.  
Rujuk pihak berkuasa tempatan anda tentang nasihat dan kemudahan kitar semula. Penalti boleh dikenakan untuk pelupusan yang tidak wajar.

- EN Please retain the leaflet and packaging as they contain important information
- DE Broschüre und Verpackung bitte aufbewahren, sie enthalten wichtige Informationen
- FR Veuillez conserver le dépliant et l'emballage, car ils contiennent des informations importantes
- IT Conserva l'opuscolo e la confezione in quanto contengono informazioni importanti
- NL Bewaar a.u.b. de folder en verpakking: die bevatten belangrijke informatie
- ES Conserve el folleto y el embalaje; contienen información importante
- DA Gem hæftet og emballagen, da de indeholder vigtige oplysninger
- IS Geymið bæklinginn og umbúðirnar þar sem þau innihalda mikilvægar upplýsingar
- FI Säilytä esite ja pakkaus, koska ne sisältävät tärkeää tietoa
- SV Spara broschyren och förpackningen eftersom de innehåller viktig information
- NO Hæftet og emballasjen inneholder viktig informasjon og skal beholdes
- PT Por favor guarde o folheto e a embalagem, pois contém informação importante
- EL Κρατήστε το φυλλάδιο και τη συσκευασία γιατί περιέχουν σημαντικές πληροφορίες
- JA 説明書とパッケージには重要な情報が含まれていますので保管しておいてください
- ZH 说明书和包装均包含重要信息, 请妥善保存
- KO 중요한 정보가 담겨 있으므로 리플릿과 포장을 보관해주세요
- RU Пожалуйста, сохраните эту брошюру и упаковку, поскольку они содержат важную информацию
- PL Prosimy zachować ulotkę i opakowanie, ponieważ zawierają one ważne informacje
- CZ Ponechte si prosím leták i obal, neboť obsahují důležité informace
- SK Ponechajte si prosím leták aj obal, pretože obsahujú dôležité informácie
- HU Kérjük, őrizze meg a szórólapot és a csomagolást, mert fontos tudnivalókat tartalmaznak
- UA Будь ласка, зберігайте вкладиш та упаковку, оскільки вони містять важливу інформацію
- HR Spremite letak i ambalažu jer sadrže važne obavijesti
- SR Молимо да сачувате упутство и паковање јер се на њима налазе важне информације
- MK Чувајте ги брошурата и амбалажата бидејќи содржат важна информација
- SL Prosimo, da brošurico in embalažo shranite, saj vključujeta pomembne informacije
- RO Vă rugăm să păstrați prospectul și ambalajul întrucât conțin informații importante
- BG Запазете листовката и опаковката, тъй като съдържат важна информация
- LV Lūdzu, saglabājiet bukletu un iepakojumu, jo uz tā ir norādīta svarīga informācija
- ET Hoidke infoleht ja pakend alles, sest nendele on märgitud oluline teave
- LT Išsaugokite informaciją lapelį ir pakuotę, nes ant jų pateikiama svarbi informacija
- TR Önemli bilgiler içerdiği için broşürü ve ambalajı saklayın
- AR الرجاء الاحتفاظ بالنشرة والغلاف لاحتوائهما على معلومات هامة
- ID Harap simpan brosur dan kemasan ini karena berisi informasi penting
- MS Sila simpan risalah dan pembungkusan kerana ia mengandungi maklumat penting

LEGO System A/S  
Aastvej 1  
DK-7190 Billund







8x  
6156991



4x  
6332148



4x  
6338384



3x  
6279875




25x  
6280097




1x  
6320293



8x  
6286381



1x  
370626



4x  
370826



[LEGO.com/service](https://www.LEGO.com/service)




11x  
6135287



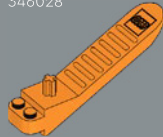
10x  
6229130



4x  
6345196



1x  
346028



1x  
6240515



1x  
6329604



4x  
6385605



1x  
6171764



5x  
6452531



2x  
4211159



2x  
6135494



1x  
6264987



1x  
6360033



4x  
6252041



1x  
6289455

3



9x  
6244904



1x  
6264987



1x  
6360033



4x  
6252041



1x  
6289455



45x  
6252258



1x  
6274736



1x  
6429472



6x  
4521914



32x  
4646577



3x  
4255416



12x  
6015449



4x  
6300322



4x  
6231386



13x  
6055172



3x  
4528604



32x  
4496699



4x  
4550168



2x  
6310832



1x  
6031821



2x  
6047415



2x  
6132768



2x  
6035540



2x  
6015424



4x  
4550329



3x  
4211415



2x  
4211399



14x  
4211398



2x  
6066097

3,2



1x  
4568637



3x  
4211415



2x  
4211399



14x  
4211398



2x  
6066097



4x  
4211414



4x  
4211353



5x  
4211413



1x  
4211429



6x  
6171894



1x  
4211396



1x  
4211405



1x  
4211445



1x  
4211395



2x  
4211360



1x  
6375710



4x  
6385740



1x  
4211815



4x  
4211394



4x  
4211393



4x  
4211549



2x  
6318584



1x  
4211474



1x  
4166618



1x  
4210719



2x  
4210631



2x  
4211405



35x  
4211052



2x  
4211063



1x  
6375710



4x  
6385740



30x  
6412816



2x  
6190252



2x  
6209691

3



1x  
6375710



4x  
6385740



30x  
6412816



2x  
6190252



2x  
6209691



2x  
6093529



12x  
6282861



1x  
6435037



2x  
6252838



9x  
6209692



8x  
6286831



1x  
4210719



2x  
4210631



35x  
4211052



2x  
4211063



1x  
4211094



1x  
6039176



1x  
4211094



1x  
6039176



8x  
4560184



1x  
6284702



1x  
6284596



1x  
6221607



6x  
6395635



# YOU COULD WIN



## YOU COULD WIN

Your feedback will help shape the future development of this product series.

Visit:

## DU KÖNNTEST GEWINNEN

Dein Feedback trägt zur Weiterentwicklung dieser Produktreihe bei.

Geh auf:

## VOUS POURRIEZ GAGNER

Vos commentaires nous aideront à concevoir les futurs produits de cette gamme.

Visitez :

## POTRESTI VINCERE TU

La tua opinione ci aiuterà a migliorare la creazione futura di questa linea di prodotti.

Visita:

## PUEDES GANAR

Tu opinión contribuirá al futuro de esta serie de productos.

Visita:

## 轻松获奖

您的反馈将有助于我们在今后改进本产品系列。

请访问:

---

**[LEGO.com/productfeedback](https://www.lego.com/productfeedback)**

---

You also have the chance to win a LEGO® set.

Terms and conditions apply.\*

Außerdem hast du die Chance, ein LEGO® Set zu gewinnen.

Es gelten die Teilnahmebedingungen.\*

Vous pourriez également gagner un ensemble LEGO®.

Des conditions s'appliquent.\*

Hai anche la possibilità di vincere un set LEGO®.

Termini e condizioni sono applicabili.\*

También tienes la oportunidad de ganar un set LEGO®.

Aplican términos y condiciones.\*

您还有机会赢取乐高®套装。

条款和条件适用。\*

\*[LEGO.com/productfeedback-terms](https://www.lego.com/productfeedback-terms)



LEGO and the LEGO logo are trademarks of the/  
sont des marques de commerce du/son marcas  
registradas de LEGO Group.  
©2024 The LEGO Group. 6506843  
The K2 Telephone Box is protected by copyright,  
trademarks and other intellectual property rights  
owned by British Telecommunications plc.